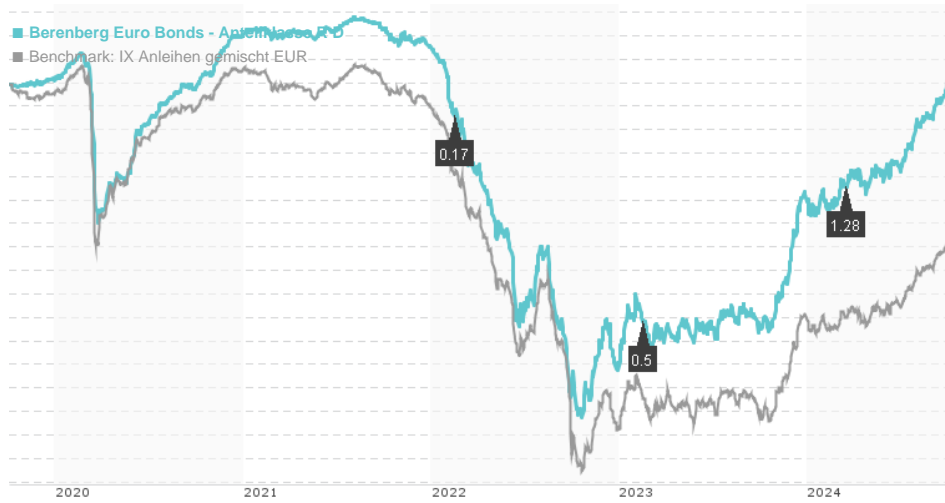


Berenberg Euro Bonds - Anteilklasse R D / DE000A0RB9M9 / A0RB9M / Universal-Investment

Last 10/01/2024 ¹	Region	Branch	Type of yield	Type
50.86 EUR	Worldwide	Bonds: Mixed	paying dividend	Fixed-Income Fund



Risk key figures

SRI	1	2	3	4	5	6	7	
Mountain-View Funds Rating ²							EDA ³	77

Yearly Performance

2023	+8.32%
2022	-13.52%
2021	-0.50%
2020	+1.95%
2019	+4.52%

Master data		Conditions		Other figures	
Fund type	Single fund	Issue surcharge	5.50%	Minimum investment	UNT 0
Category	Bonds	Planned administr. fee	0.00%	Savings plan	Yes
Sub category	Bonds: Mixed	Deposit fees	0.00%	UCITS / OGAW	Yes
Fund domicile	Germany	Redemption charge	0.00%	Performance fee	0.00%
Tranch volume	(10/01/2024) EUR 63.84 mill.	Ongoing charges	-	Redeployment fee	0.00%
Total volume	(10/01/2024) EUR 227.80 mill.	Dividends		Investment company	
Launch date	1/15/2009	15.03.2024	1.28 EUR	Universal-Investment	
KESt report funds	Yes	15.02.2023	0.50 EUR	Theodor-Heuss-Allee 70, 60486, Frankfurt am Main	
Business year start	01.01.	15.02.2022	0.17 EUR	Germany	
Sustainability type	-	15.02.2021	0.36 EUR	https://www.universal-investment.com	
Fund manager	Christian Bettinger, Felix Stern, Maria Ziolkowski	17.02.2020	0.27 EUR		

Performance	1M	6M	YTD	1Y	2Y	3Y	5Y	Since start
Performance	+1.66%	+4.29%	+5.26%	+11.73%	+14.09%	-2.18%	+0.09%	+32.42%
Performance p.a.	-	-	-	+11.73%	+6.83%	-0.73%	+0.02%	+1.80%
Sharpe ratio	10.19	2.04	1.38	2.86	0.97	-1.07	-1.03	-0.68
Volatility	1.94%	2.70%	2.78%	2.97%	3.68%	3.76%	3.17%	2.18%
Worst month	-	-0.74%	-0.74%	-0.74%	-1.41%	-3.56%	-6.10%	-6.10%
Best month	-	1.80%	2.84%	2.84%	2.84%	2.84%	2.84%	2.86%
Maximum loss	-0.20%	-1.06%	-1.06%	-1.09%	-2.56%	-16.19%	-16.56%	-

Distribution permission

Austria, Germany, Czech Republic

¹ Important note on update status: The displayed date refers exclusively to the calculation of the NAV.

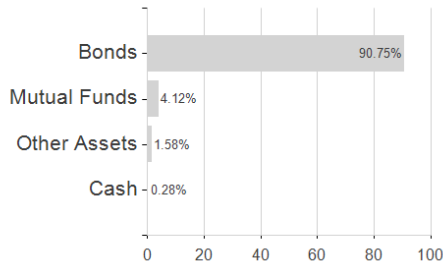
² The Mountain-View Data Fund Rating calculates a comparative ranking for funds using yield, volatility and trend data. For more information visit [MVD Funds Rating](#)

³ Displays the Ethical-Dynamical Ratio calculated according to standard criteria. The maximum value is 100. For more information visit [EDA](#)

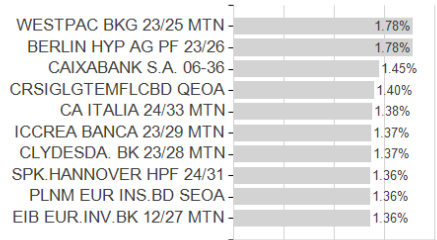
Berenberg Euro Bonds - Anteilklasse R D / DE000A0RB9M9 / A0RB9M / Universal-Investment

Assessment Structure

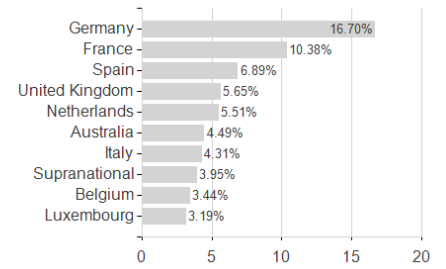
Assets



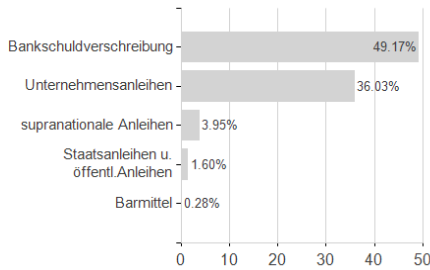
Largest positions



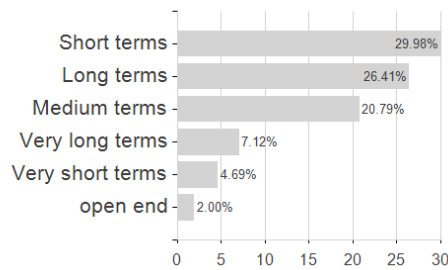
Countries



Issuer



Duration



Currencies

