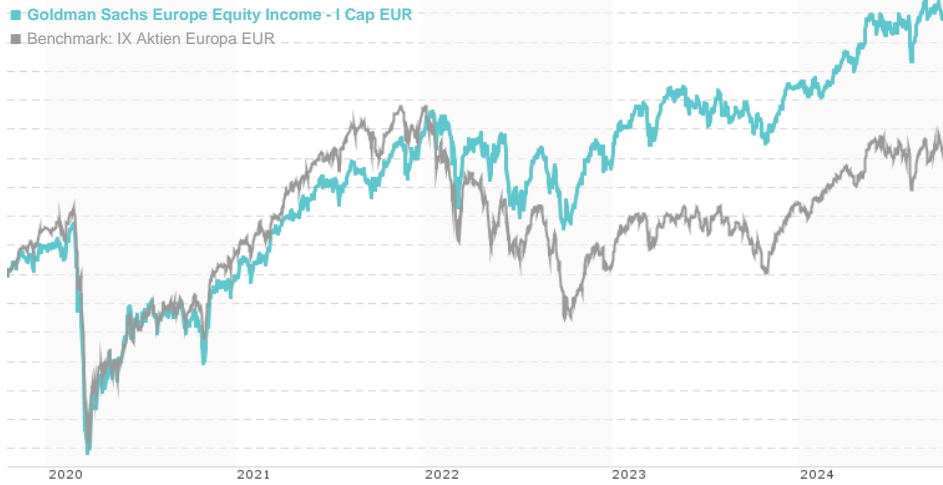


Goldman Sachs Europe Equity Income - I Cap EUR / LU0205353187 / A0ER80 / Goldman Sachs AM BV

Last 10/10/2024 <sup>1</sup>	Region	Branch	Type of yield	Type
698.46 EUR	Europe	Mixed Sectors	reinvestment	Equity Fund



Risk key figures

SRI 1 2 3 4 5 6 7

Mountain-View Funds Rating<sup>2</sup> EDA<sup>3</sup>

▲▲▲▲▲▲ 56

Yearly Performance

2023	+12.25%
2022	-4.83%
2021	+25.16%
2020	-4.75%
2019	+22.49%

Master data		Conditions		Other figures	
Fund type	Single fund	Issue surcharge	2.00%	Minimum investment	EUR 250,000.00
Category	Equity	Planned administr. fee	0.00%	Savings plan	-
Sub category	Mixed Sectors	Deposit fees	0.00%	UCITS / OGAW	Yes
Fund domicile	Luxembourg	Redemption charge	0.00%	Performance fee	0.00%
Tranch volume	(04/03/2023) EUR 83.06 mill.	Ongoing charges	-	Redeployment fee	0.00%
Total volume	(10/10/2024) EUR 183.06 mill.	<b>Dividends</b>		<b>Investment company</b>	
Launch date	1/27/2005	Goldman Sachs AM BV			
KESt report funds	Yes	Schenkkade 65, 2509, LL Den Haag			
Business year start	01.10.	Netherlands			
Sustainability type	-	www.gsam.com			
Fund manager	Robert Davis, Nicolas Simar				

Performance	1M	6M	YTD	1Y	2Y	3Y	5Y	Since start
Performance	+0.11%	+5.41%	+9.19%	+13.57%	+32.07%	+23.20%	+48.41%	+173.32%
Performance p.a.	-	-	-	+13.53%	+14.90%	+7.20%	+8.21%	+5.23%
Sharpe ratio	-0.26	0.81	0.99	1.19	1.20	0.31	0.30	0.12
Volatility	7.12%	9.75%	8.93%	8.69%	9.78%	12.87%	16.75%	17.35%
Worst month	-	-1.25%	-1.25%	-2.98%	-3.61%	-8.92%	-15.62%	-15.62%
Best month	-	2.87%	4.34%	5.35%	6.26%	6.47%	14.79%	14.79%
Maximum loss	-2.03%	-5.63%	-5.63%	-5.63%	-7.44%	-15.82%	-36.45%	-

Distribution permission

Austria, Germany, Switzerland, Luxembourg, Czech Republic

1 Important note on update status: The displayed date refers exclusively to the calculation of the NAV.

2 The Mountain-View Data Fund Rating calculates a comparative ranking for funds using yield, volatility and trend data. For more information visit [MVD Funds Rating](#)

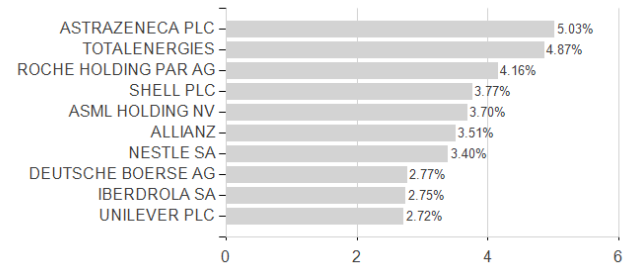
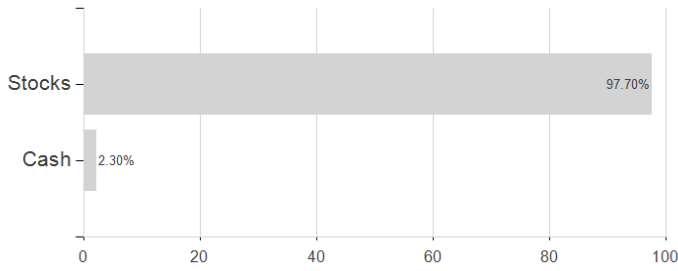
3 Displays the Ethical-Dynamical Ratio calculated according to standard criteria. The maximum value is 100. For more information visit [EDA](#)

**Goldman Sachs Europe Equity Income - I Cap EUR / LU0205353187 / A0ER80 / Goldman Sachs AM BV**

Assessment Structure

Assets

Largest positions



Countries

Branches

Currencies

