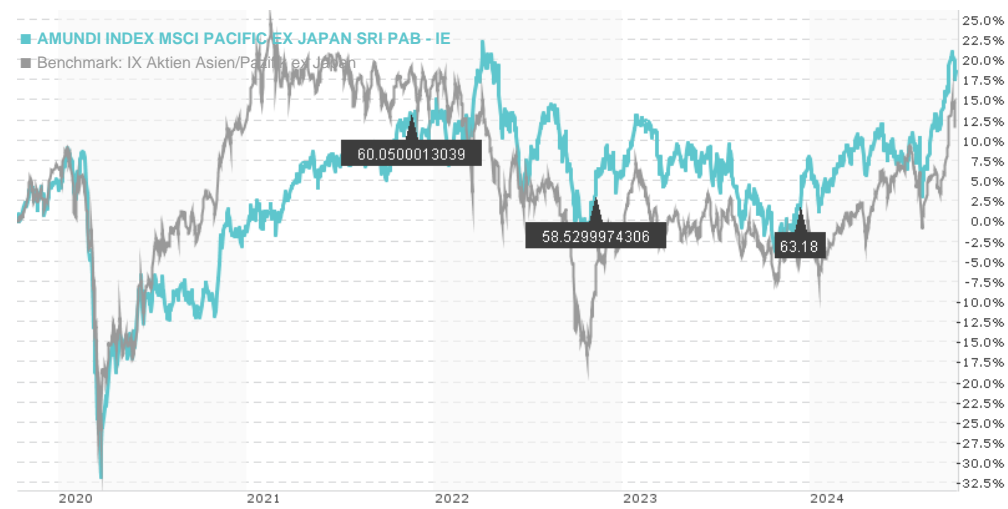


AMUNDI INDEX MSCI PACIFIC EX JAPAN SRI PAB - IE / LU0390718947 / A0RA1Z / Amundi Luxembourg

Last 10/10/2024 <sup>1</sup>	Region	Branch	Type of yield	Type
1845.27 EUR	Asia/Pacific ex Japan	Mixed Sectors	paying dividend	Equity Fund



Risk key figures

SRI	1	2	3	4	5	6	7	
Mountain-View Funds Rating <sup>2</sup>							EDA <sup>3</sup>	86

Yearly Performance

2023	+2.24%
2022	-6.36%
2021	+14.20%
2020	-4.93%
2019	+20.79%

Master data		Conditions		Other figures	
Fund type	Single fund	Issue surcharge	2.50%	Minimum investment	USD 500,000.00
Category	Equity	Planned administr. fee	0.00%	Savings plan	-
Sub category	Mixed Sectors	Deposit fees	0.00%	UCITS / OGAW	Yes
Fund domicile	Luxembourg	Redemption charge	0.00%	Performance fee	0.00%
Tranch volume	(10/10/2024) EUR 2.27 mill.	Ongoing charges	-	Redeployment fee	0.00%
Total volume	(10/10/2024) EUR 631.03 mill.	Dividends		Investment company	
Launch date	11/25/2008	12.12.2023	63.18 EUR	Amundi Luxembourg	
KESt report funds	Yes	08.11.2022	58.53 EUR	5 allée Scheffer, L-2520, Luxembourg	
Business year start	01.10.	16.11.2021	60.05 EUR	Luxembourg	
Sustainability type	Ethics/ecology	25.11.2020	54.64 EUR	https://www.amundi.lu	
Fund manager	Nobuaki Kato, Keisuke NAKAYAMA, Satoru KOBAYASHI	25.11.2019	74.64 EUR		

Performance	1M	6M	YTD	1Y	2Y	3Y	5Y	Since start
Performance	+6.24%	+7.38%	+9.80%	+17.81%	+17.84%	+9.59%	+20.98%	+199.79%
Performance p.a.	-	-	-	+17.76%	+8.54%	+3.10%	+3.88%	+7.16%
Sharpe ratio	8.68	0.86	0.74	1.09	0.39	-0.01	0.04	0.25
Volatility	12.16%	13.99%	13.07%	13.40%	13.73%	14.25%	16.78%	15.93%
Worst month	-	-1.39%	-2.66%	-5.91%	-5.91%	-9.50%	-20.13%	-20.13%
Best month	-	6.16%	7.65%	7.65%	8.38%	8.38%	12.09%	12.09%
Maximum loss	-2.89%	-8.08%	-8.08%	-8.08%	-15.41%	-21.71%	-37.46%	-

Distribution permission

Austria, Germany, Switzerland, United Kingdom, Luxembourg, Czech Republic

<sup>1</sup> Important note on update status: The displayed date refers exclusively to the calculation of the NAV.

<sup>2</sup> The Mountain-View Data Fund Rating calculates a comparative ranking for funds using yield, volatility and trend data. For more information visit [MVD Funds Rating](#)

<sup>3</sup> Displays the Ethical-Dynamical Ratio calculated according to standard criteria. The maximum value is 100. For more information visit [EDA](#)

**AMUNDI INDEX MSCI PACIFIC EX JAPAN SRI PAB - IE / LU0390718947 / A0RA1Z / Amundi Luxembourg**

**Investment strategy**

The Sub-Fund aims to achieve a level of tracking error of the Sub-Fund and its index that will not normally exceed 1%. The Index is a Net Total Return Index : dividends net of tax paid by the index constituents are included in the Index return. MSCI Pacific ex Japan SRI Filtered ex Fossil Fuels Index is an equity index based on the MSCI Pacific ex Japan (the "Parent Index"), representative of the large and mid-cap stocks across 4 of 5 developed markets countries of the Pacific region, excluding Japan (as of September 2020). The index provides exposure to companies with outstanding Environmental, Social and Governance (ESG) ratings and excludes companies whose products have negative social or environmental impacts.

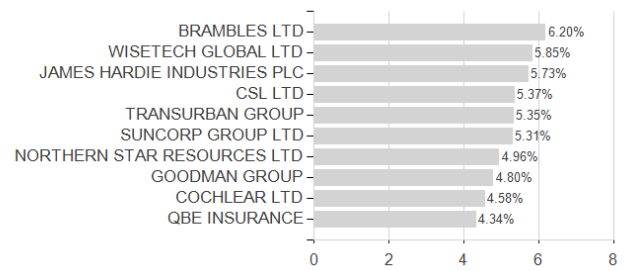
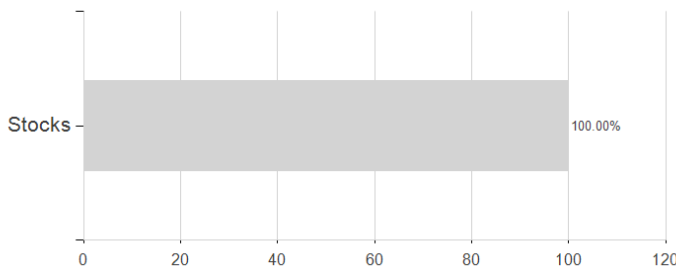
**Investment goal**

The objective of this Sub-Fund is to track the performance of MSCI Pacific ex Japan SRI Filtered PAB Index, and to minimize the tracking error between the net asset value of the Sub-Fund and the performance of the Index.

**Assessment Structure**

**Assets**

**Largest positions**



**Countries**

**Branches**

**Currencies**

