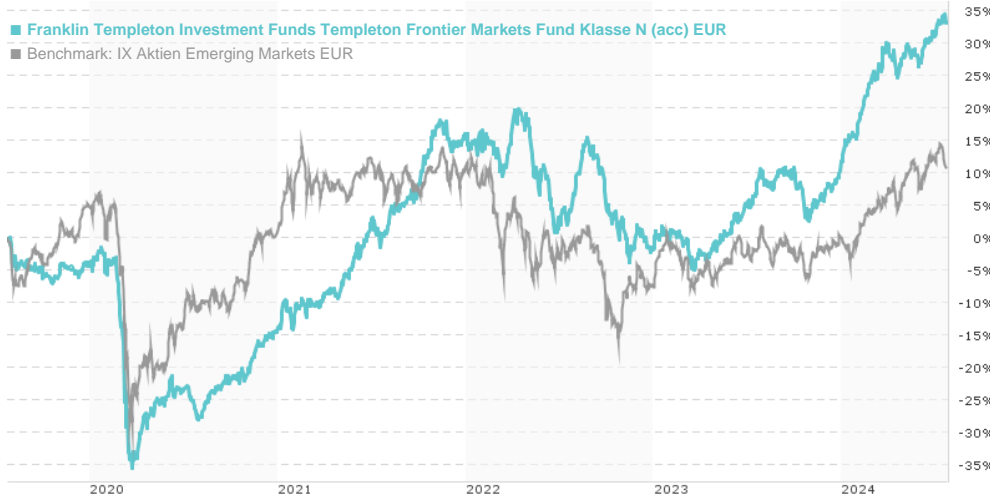


Franklin Templeton Investment Funds Templeton Frontier Markets Fund Klasse N (acc) EUR / LU0390137973 /

Last 07/23/2024 ¹	Region	Branch	Type of yield	Type
28.73 EUR	Emerging Markets	Mixed Sectors	reinvestment	Equity Fund



Risk key figures

SRI	1	2	3	4	5	6	7	
Mountain-View Funds Rating ²							EDA ³	76

Yearly Performance

2023	+12.32%
2022	-14.87%
2021	+33.55%
2020	-9.83%
2019	+8.51%

Master data		Conditions		Other figures	
Fund type	Single fund	Issue surcharge	3.00%	Minimum investment	USD 1,000.00
Category	Equity	Planned administr. fee	0.00%	Savings plan	-
Sub category	Mixed Sectors	Deposit fees	0.14%	UCITS / OGAW	Yes
Fund domicile	Luxembourg	Redemption charge	0.00%	Performance fee	0.00%
Tranch volume	(06/28/2024) USD 14.24 mill.	Ongoing charges	-	Redeployment fee	0.00%
Total volume	(06/28/2024) USD 273.43 mill.	Dividends		Investment company	
Launch date	10/14/2008	Franklin Templeton			
KESt report funds	Yes	Schottenring 16, 2.OG, 1010, Wien			
Business year start	01.07.	Austria			
Sustainability type	-	https://www.franklintempleton.at			
Fund manager	Bassel Khatoun, Ahmed Awny				

Performance	1M	6M	YTD	1Y	2Y	3Y	5Y	Since start
Performance	+2.10%	+14.51%	+20.77%	+21.79%	+27.80%	+32.76%	+33.19%	+187.30%
Performance p.a.	-	-	-	+21.79%	+13.07%	+9.90%	+5.89%	+6.92%
Sharpe ratio	4.08	3.56	4.62	2.14	0.97	0.59	0.16	0.26
Volatility	6.41%	7.73%	7.94%	8.49%	9.70%	10.52%	13.32%	12.30%
Worst month	-	-1.60%	-1.60%	-6.78%	-6.78%	-8.48%	-24.32%	-24.32%
Best month	-	7.66%	7.66%	7.66%	7.66%	8.04%	10.62%	14.41%
Maximum loss	-0.97%	-4.10%	-4.10%	-7.75%	-17.66%	-20.77%	-35.62%	-

Distribution permission

Austria, Germany, Switzerland, United Kingdom, Luxembourg

¹ Important note on update status: The displayed date refers exclusively to the calculation of the NAV.

² The Mountain-View Data Fund Rating calculates a comparative ranking for funds using yield, volatility and trend data. For more information visit [MVD Funds Rating](#)

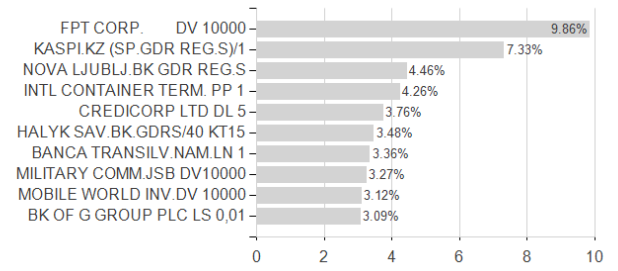
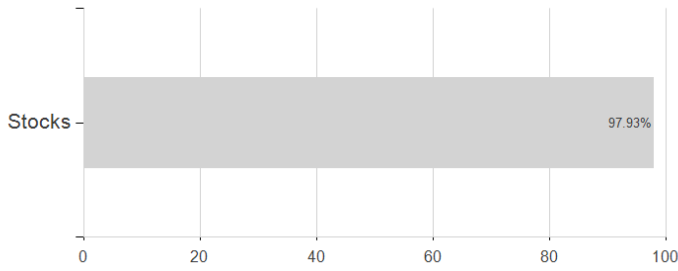
³ Displays the Ethical-Dynamical Ratio calculated according to standard criteria. The maximum value is 100. For more information visit [EDA](#)

Franklin Templeton Investment Funds Templeton Frontier Markets Fund Klasse N (acc) EUR / LU0390137973 /

Assessment Structure

Assets

Largest positions



Countries

Branches

Currencies

