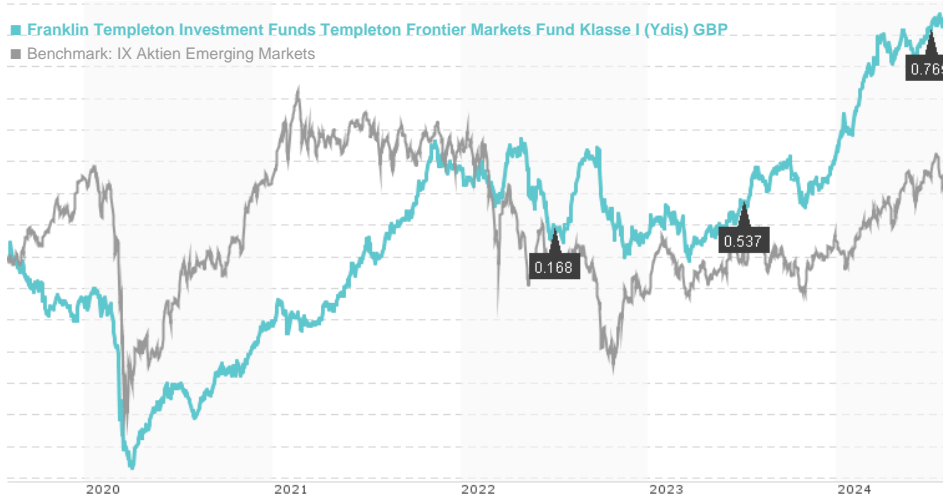


Franklin Templeton Investment Funds Templeton Frontier Markets Fund Klasse I (Ydis) GBP / LU0390137387 /

Last 08/01/2024 ¹	Region	Branch	Type of yield	Type
29.59 GBP	Emerging Markets	Mixed Sectors	paying dividend	Equity Fund



Risk key figures

SRI	1	2	3	4	5	6	7	
Mountain-View Funds Rating ²							EDA ³	76

Yearly Performance

2023	+11.63%
2022	-9.05%
2021	+27.79%
2020	-3.38%
2019	+3.84%

Master data		Conditions		Other figures	
Fund type	Single fund	Issue surcharge	0.00%	Minimum investment	USD 5,000,000.00
Category	Equity	Planned administr. fee	0.00%	Savings plan	Yes
Sub category	Mixed Sectors	Deposit fees	0.14%	UCITS / OGAW	Yes
Fund domicile	Luxembourg	Redemption charge	0.00%	Performance fee	0.00%
Tranch volume	(06/28/2024) USD 0.444 mill.	Ongoing charges	-	Redeployment fee	0.00%
Total volume	(06/28/2024) USD 273.43 mill.	Dividends		Investment company	
Launch date	10/14/2008	01.07.2024	0.77 GBP	Franklin Templeton	
KESt report funds	No	03.07.2023	0.54 GBP	Schottenring 16, 2.OG, 1010, Wien	
Business year start	01.07.	01.07.2022	0.17 GBP	Austria	
Sustainability type	-	01.07.2021	0.32 GBP	https://www.franklintempleton.at	
Fund manager	Bassel Khatoun, Ahmed Awny	01.07.2020	0.16 GBP		

Performance	1M	6M	YTD	1Y	2Y	3Y	5Y	Since start
Performance	+1.16%	+14.45%	+18.84%	+20.40%	+29.89%	+35.93%	+34.33%	+296.38%
Performance p.a.	-	-	-	+20.34%	+13.95%	+10.77%	+6.07%	+9.10%
Sharpe ratio	1.63	3.37	3.70	1.91	0.97	0.65	0.18	0.44
Volatility	6.69%	8.15%	8.38%	8.77%	10.61%	10.97%	13.23%	12.41%
Worst month	-	-1.54%	-1.54%	-6.22%	-6.22%	-7.40%	-21.71%	-21.71%
Best month	-	8.26%	8.26%	8.26%	9.01%	9.01%	9.01%	10.81%
Maximum loss	-1.31%	-3.50%	-3.50%	-6.95%	-15.25%	-16.25%	-34.90%	-

Distribution permission

Austria, Germany, Switzerland, United Kingdom, Luxembourg

1 Important note on update status: The displayed date refers exclusively to the calculation of the NAV.

2 The Mountain-View Data Fund Rating calculates a comparative ranking for funds using yield, volatility and trend data. For more information visit [MVD Funds Rating](#)

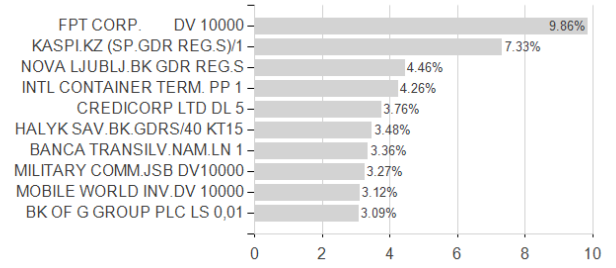
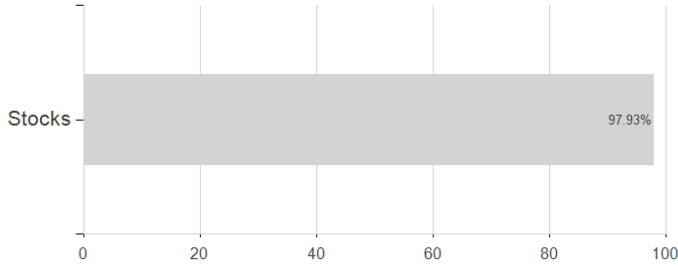
3 Displays the Ethical-Dynamical Ratio calculated according to standard criteria. The maximum value is 100. For more information visit [EDA](#)

Franklin Templeton Investment Funds Templeton Frontier Markets Fund Klasse I (Ydis) GBP / LU0390137387 /

Assessment Structure

Assets

Largest positions



Countries

Branches

Currencies

