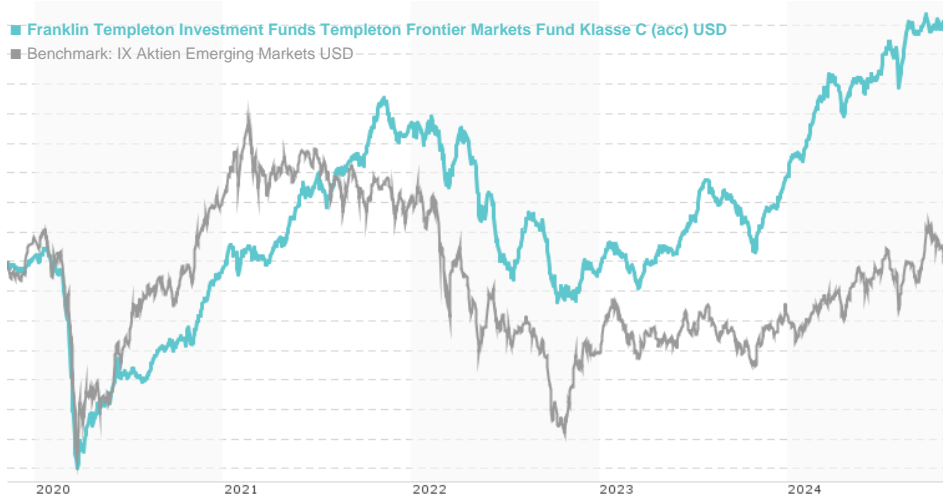


Franklin Templeton Investment Funds Templeton Frontier Markets Fund Klasse C (acc) USD / LU0390137460 /

Last 11/06/2024 ¹	Region	Branch	Type of yield	Type
22.11 USD	Emerging Markets	Mixed Sectors	reinvestment	Equity Fund



Risk key figures

SRI	1	2	3	4	5	6	7
-----	---	---	---	---	---	---	---

Mountain-View Funds Rating ²	EDA ³
▲▲▲▲▲▲	76

Yearly Performance

2023	+15.78%
2022	-19.99%
2021	+24.34%
2020	-1.89%
2019	+6.14%

Master data		Conditions		Other figures	
Fund type	Single fund	Issue surcharge	0.00%	Minimum investment	USD 1,000.00
Category	Equity	Planned administr. fee	0.00%	Savings plan	-
Sub category	Mixed Sectors	Deposit fees	0.14%	UCITS / OGAW	Yes
Fund domicile	Luxembourg	Redemption charge	1.00%	Performance fee	0.00%
Tranch volume	(09/30/2024) USD 0.055 mill.	Ongoing charges	-	Redeployment fee	0.00%
Total volume	(09/30/2024) USD 289.92 mill.	Dividends		Investment company	
Launch date	10/14/2008	Franklin Templeton			
KESt report funds	No	Schottenring 16, 2.OG, 1010, Wien			
Business year start	01.07.	Austria			
Sustainability type	-	https://www.franklintempleton.at			
Fund manager	Bassel Khatoun, Ahmed Awny				

Performance	1M	6M	YTD	1Y	2Y	3Y	5Y	Since start
Performance	+1.05%	+7.91%	+22.97%	+33.19%	+48.39%	+9.78%	+40.83%	+121.10%
Performance p.a.	-	-	-	+33.09%	+21.82%	+3.16%	+7.08%	+5.08%
Sharpe ratio	1.49	1.50	2.86	3.64	2.21	0.01	0.32	0.19
Volatility	7.07%	8.80%	8.60%	8.28%	8.49%	10.26%	12.67%	10.79%
Worst month	-	-0.90%	-2.70%	-2.70%	-6.75%	-10.68%	-24.34%	-24.34%
Best month	-	3.47%	7.65%	7.65%	7.65%	7.65%	9.90%	14.39%
Maximum loss	-1.48%	-5.65%	-5.65%	-5.65%	-10.70%	-27.06%	-36.39%	-

Distribution permission

Austria, Germany, Switzerland, United Kingdom, Czech Republic

1 Important note on update status: The displayed date refers exclusively to the calculation of the NAV.

2 The Mountain-View Data Fund Rating calculates a comparative ranking for funds using yield, volatility and trend data. For more information visit [MVD Funds Rating](#)

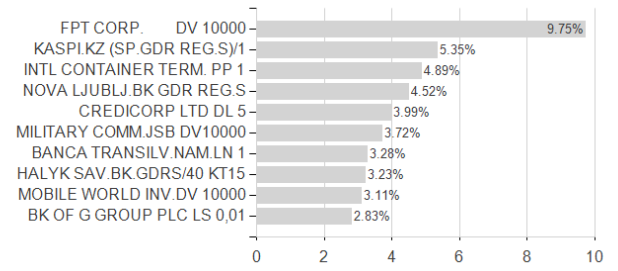
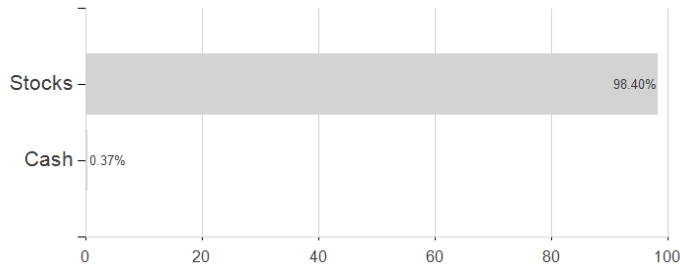
3 Displays the Ethical-Dynamical Ratio calculated according to standard criteria. The maximum value is 100. For more information visit [EDA](#)

Franklin Templeton Investment Funds Templeton Frontier Markets Fund Klasse C (acc) USD / LU0390137460 /

Assessment Structure

Assets

Largest positions



Countries

Branches

Currencies

