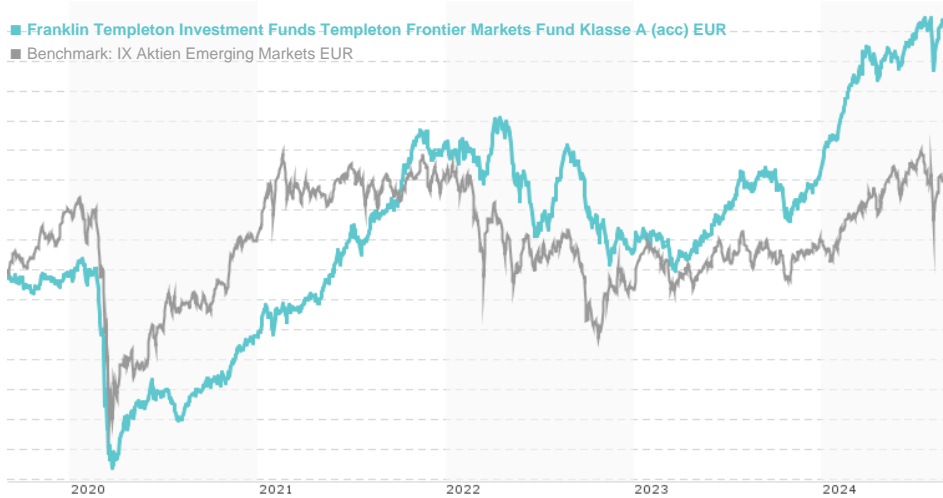


Franklin Templeton Investment Funds Templeton Frontier Markets Fund Klasse A (acc) EUR / LU0390137031 /

Last 08/29/2024 ¹	Region	Branch	Type of yield	Type
31.50 EUR	Emerging Markets	Mixed Sectors	reinvestment	Equity Fund



Risk key figures

SRI	1	2	3	4	5	6	7
-----	---	---	---	---	---	---	---

Mountain-View Funds Rating ²	EDA ³
▲▲▲▲▲	76

Yearly Performance

2023	+12.88%
2022	-14.45%
2021	+34.31%
2020	-9.43%
2019	+9.03%

Master data		Conditions		Other figures	
Fund type	Single fund	Issue surcharge	5.75%	Minimum investment	USD 1,000.00
Category	Equity	Planned administr. fee	0.00%	Savings plan	-
Sub category	Mixed Sectors	Deposit fees	0.14%	UCITS / OGAW	Yes
Fund domicile	Luxembourg	Redemption charge	0.00%	Performance fee	0.00%
Tranch volume	(07/31/2024) USD 80.05 mill.	Ongoing charges	-	Redeployment fee	0.00%
Total volume	(07/31/2024) USD 279.47 mill.	Dividends		Investment company	
Launch date	10/14/2008	Franklin Templeton			
KESt report funds	Yes	Schottenring 16, 2.OG, 1010, Wien			
Business year start	01.07.	Austria			
Sustainability type	-	https://www.franklintempleton.at			
Fund manager	Bassel Khatoun, Ahmed Awny				

Performance	1M	6M	YTD	1Y	2Y	3Y	5Y	Since start
Performance	+0.96%	+8.73%	+22.71%	+23.67%	+19.41%	+30.06%	+44.36%	+215.00%
Performance p.a.	-	-	-	+23.60%	+9.26%	+9.16%	+7.61%	+7.49%
Sharpe ratio	0.54	1.51	3.56	2.17	0.58	0.53	0.31	0.32
Volatility	15.56%	9.78%	9.28%	9.29%	9.99%	10.74%	13.35%	12.32%
Worst month	-	-1.55%	-1.55%	-6.72%	-6.72%	-8.47%	-24.27%	-24.27%
Best month	-	7.70%	7.70%	7.70%	7.70%	8.06%	10.68%	14.38%
Maximum loss	-6.18%	-6.21%	-6.21%	-7.66%	-16.53%	-20.36%	-34.52%	-

Distribution permission

Austria, Germany, Switzerland, United Kingdom, Luxembourg, Czech Republic

1 Important note on update status: The displayed date refers exclusively to the calculation of the NAV.

2 The Mountain-View Data Fund Rating calculates a comparative ranking for funds using yield, volatility and trend data. For more information visit [MVD Funds Rating](#)

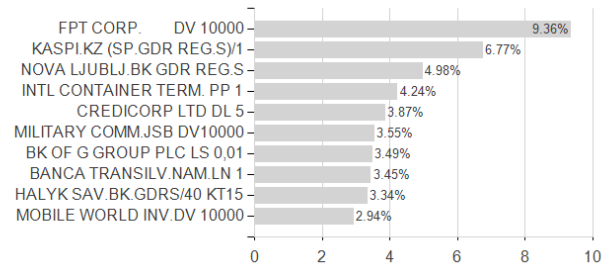
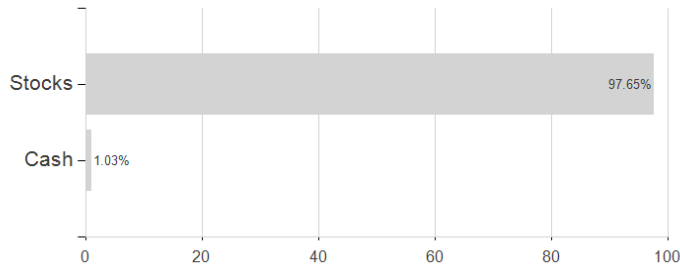
3 Displays the Ethical-Dynamical Ratio calculated according to standard criteria. The maximum value is 100. For more information visit [EDA](#)

Franklin Templeton Investment Funds Templeton Frontier Markets Fund Klasse A (acc) EUR / LU0390137031 /

Assessment Structure

Assets

Largest positions



Countries

Branches

Currencies

