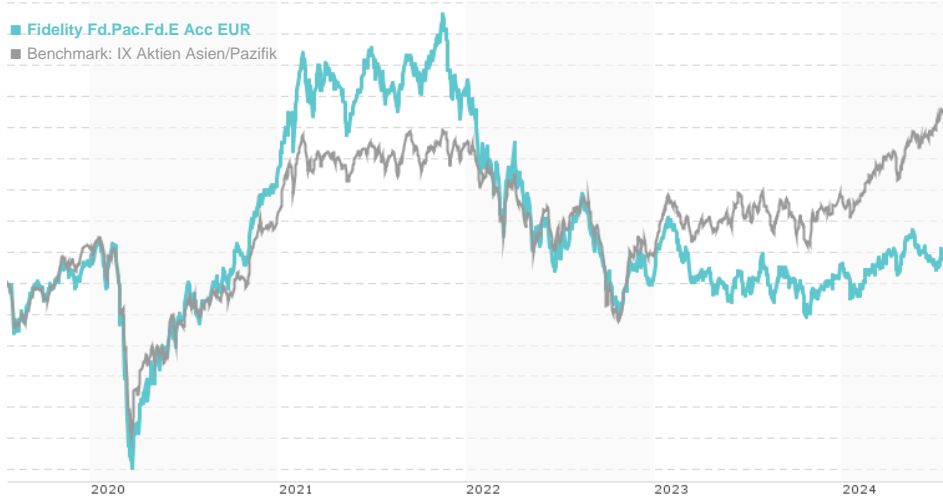


Fidelity Fd.Pac.Fd.E Acc EUR / LU1116431997 / A2H83D / FIL IM (LU)

Last 07/23/2024 ¹	Region	Branch	Type of yield	Type
14.53 EUR	Asia/Pacific	Mixed Sectors	reinvestment	Equity Fund



Risk key figures

SRI	1	2	3	4	5	6	7
Mountain-View Funds Rating ²	EDA ³						
	75						

Yearly Performance

2023	+2.46%
2022	-23.36%
2021	+10.73%
2020	+15.25%
2019	+21.33%

Master data		Conditions		Other figures	
Fund type	Single fund	Issue surcharge	0.00%	Minimum investment	USD 2,500.00
Category	Equity	Planned administr. fee	0.00%	Savings plan	-
Sub category	Mixed Sectors	Deposit fees	0.35%	UCITS / OGAW	Yes
Fund domicile	Luxembourg	Redemption charge	0.00%	Performance fee	0.00%
Tranch volume	(07/23/2024) USD 18.67 mill.	Ongoing charges	-	Redeployment fee	0.00%
Total volume	(06/28/2024) USD 824.78 mill.	Dividends		Investment company	
Launch date	10/6/2014	FIL IM (LU)			
KESt report funds	Yes	Kärntner Straße 9, Top 8, 1010, Wien			
Business year start	01.05.	Austria			
Sustainability type	-	https://www.fidelity.at			
Fund manager	Dale Nicholls				

Performance	1M	6M	YTD	1Y	2Y	3Y	5Y	Since start
Performance	-1.22%	+4.01%	-0.41%	+1.25%	-5.77%	-23.04%	+3.34%	+45.30%
Performance p.a.	-	-	-	+1.25%	-2.93%	-8.35%	+0.66%	+3.89%
Sharpe ratio	-1.97	0.43	-0.41	-0.22	-0.55	-0.82	-0.18	0.01
Volatility	9.19%	10.41%	10.73%	11.35%	12.12%	14.65%	17.10%	16.62%
Worst month	-	-4.39%	-4.39%	-5.47%	-8.67%	-8.67%	-16.99%	-16.99%
Best month	-	3.58%	3.58%	5.69%	8.57%	8.57%	12.01%	12.01%
Maximum loss	-3.14%	-5.73%	-5.73%	-9.83%	-17.35%	-33.94%	-34.39%	-

Distribution permission

Austria, Germany, Switzerland

1 Important note on update status: The displayed date refers exclusively to the calculation of the NAV.

2 The Mountain-View Data Fund Rating calculates a comparative ranking for funds using yield, volatility and trend data. For more information visit [MVD Funds Rating](#)

3 Displays the Ethical-Dynamical Ratio calculated according to standard criteria. The maximum value is 100. For more information visit [EDA](#)

Fidelity Fd.Pac.Fd.E Acc EUR / LU1116431997 / A2H83D / FIL IM (LU)

Investment strategy

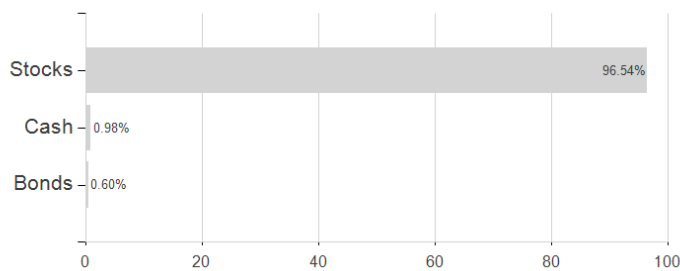
The fund invests at least 70% (and normally 75%) of its assets, in equities of companies that are listed, headquartered, or do most of their business in the Asia Pacific region, including, but not limited to, Japan, Australia, China, Hong Kong, India, Indonesia, Korea, Malaysia, New Zealand, Philippines, Singapore, Taiwan and Thailand. Some of the countries in this region are considered to be emerging markets. The fund may also invest in money market instruments on an ancillary basis. The fund invests at least 50% of its assets in securities of companies with favourable environmental, social and governance (ESG) characteristics. In actively managing the fund, the Investment Manager considers growth and valuation metrics, company financials, return on capital, cash flows and other measures, as well as company management, industry economic conditions, and other factors. The Investment Manager also considers ESG characteristics when assessing investment risks and opportunities.

Investment goal

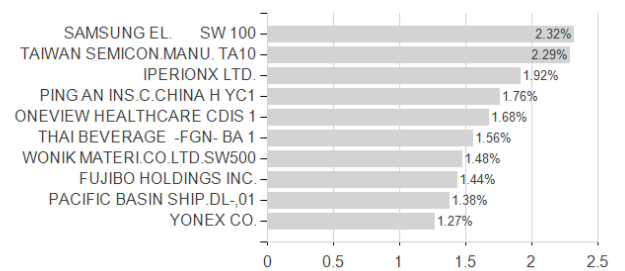
The fund aims to achieve capital growth over time.

Assessment Structure

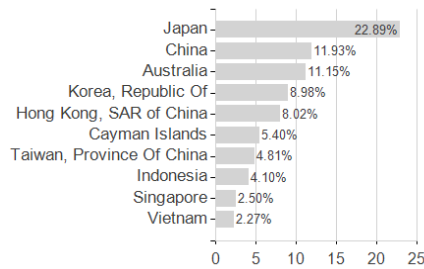
Assets



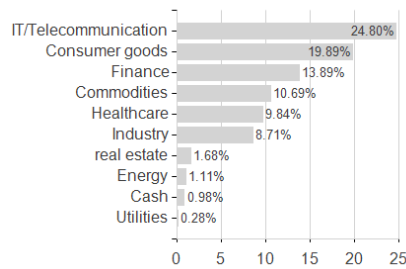
Largest positions



Countries



Branches



Currencies

