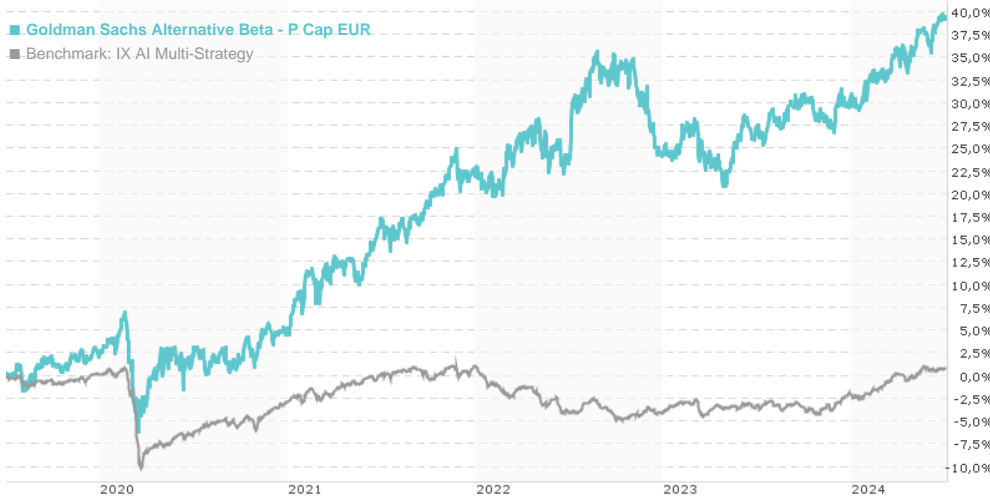


Goldman Sachs Alternative Beta - P Cap EUR / LU0370038167 / A0Q34F / Goldman Sachs AM BV

Utolsó ár 2024.07.02 ¹	Régió	Ágazat	Hozam típusa	Típus
541,01 EUR	Világszerte	AI Hedgefonds Multi Strategies	Újrabefektetés	Alternatív bef.



Risk key figures

SRI	1	2	3	4	5	6	7
-----	---	---	---	---	---	---	---

Mountain-View Funds Rating ²	EDA ³
-	-

Éves teljesítmény

2023	+4,70%
2022	+1,86%
2021	+15,87%
2020	+3,14%
2019	+9,64%

Törzsadatok		Feltételek		Other figures	
Fund type	Single fund	Kibocsátási felár	3,00%	Minimum befektetés	UNT 0
Kategória	Alternatív befektetések	Menedzseri díj	0,00%	Megtakarítási terv	-
Sub category	AI Hedgefonds Multi Strategies	Deposit fees	0,00%	UCITS / OGAW	Igen
Származási hely	Luxemburg	Visszaváltási díj	0,00%	Performance fee	0,00%
Tranch volume	(2023.04.03) USD 24,69 mill.	Ongoing charges	-	Redeployment fee	0,00%
Total volume	(2024.07.02) USD 229,24 mill.	Osztalék		Alapkezelő	
Indítás dátuma	2008. 06. 16.	Goldman Sachs AM BV			
KESt jelentés tartalma	Igen	Schenkkade 65, 2509, LL Den Haag			
Üzleti év kezdete	01.10.	Hollandia			
Sustainability type	-	www.gsam.com			
Alapkezelő menedzser	David Koops, Daan van Gemert, Stan Verhoeven, Ling-Ni Boon				

Teljesítmény	1H	6H	YTD	1ÉV	2É	3É	5ÉV	Kezdetől
Teljesítmény	+1,91%	+6,26%	+7,07%	+9,18%	+12,44%	+18,70%	+39,92%	+116,40%
Teljesítmény p.a.	-	-	-	+9,18%	+6,05%	+5,87%	+6,94%	+4,93%
Sharpe ráta	4,00	1,40	1,67	0,85	0,29	0,25	0,35	0,12
Volatilitás	5,80%	6,58%	6,58%	6,47%	8,23%	8,64%	9,34%	9,96%
Legrosszabb hónap	-	-0,53%	-0,53%	-1,18%	-5,78%	-5,78%	-5,78%	-8,28%
Legjobb hónap	-	2,44%	2,44%	2,44%	6,43%	6,43%	6,43%	7,27%
Maximális veszteség	-0,78%	-2,20%	-2,20%	-3,17%	-10,93%	-10,93%	-12,33%	-

Distribution permission

Ausztria, Németország, Svájc, Egyesült Királyság, Luxemburg

1 Important note on update status: The displayed date refers exclusively to the calculation of the NAV.

2 The Mountain-View Data Fund Rating calculates a comparative ranking for funds using yield, volatility and trend data. For more information visit [MVD Funds Rating](#)

3 Displays the Ethical-Dynamical Ratio calculated according to standard criteria. The maximum value is 100. For more information visit [EDA](#)

Goldman Sachs Alternative Beta - P Cap EUR / LU0370038167 / A0Q34F / Goldman Sachs AM BV

Befektetési stratégia

Our model should detect which markets drive the performance of hedge funds at a certain moment. The calculations of the model are repeated monthly, where all investments are monitored on a daily basis. Strict risk controls are in place to manage the risks of the fund. You can sell your participation in this fund on each (working) day on which the value of the units is calculated, which for this fund occurs daily. The fund does not aim to provide you with a dividend. It will reinvest all earnings.

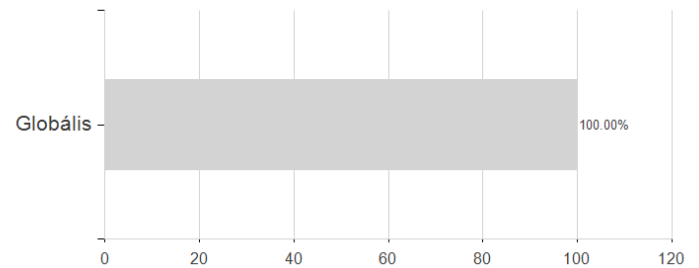
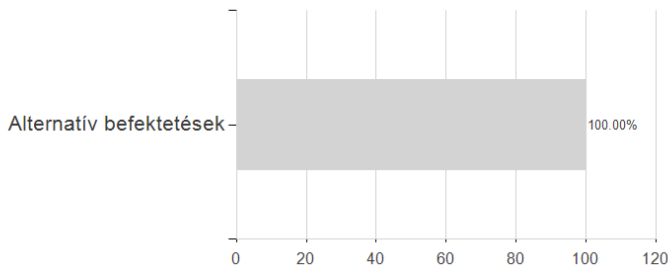
Befektetési cél

The objective of this fund is to beat the HFRX Global Hedge Fund Index. This index is composed of funds that typically aim to provide positive returns irrespective of market conditions (hedge funds). We do this without actually investing in hedge funds. The fund invests in multiple markets, for instance: fixed income, shares and currencies. Decisions to buy or sell assets are fully based on signals generated by our mathematical models.

Alap struktúra

Eszközök

Országok



Legnagyobb pozíciók

Devizák

