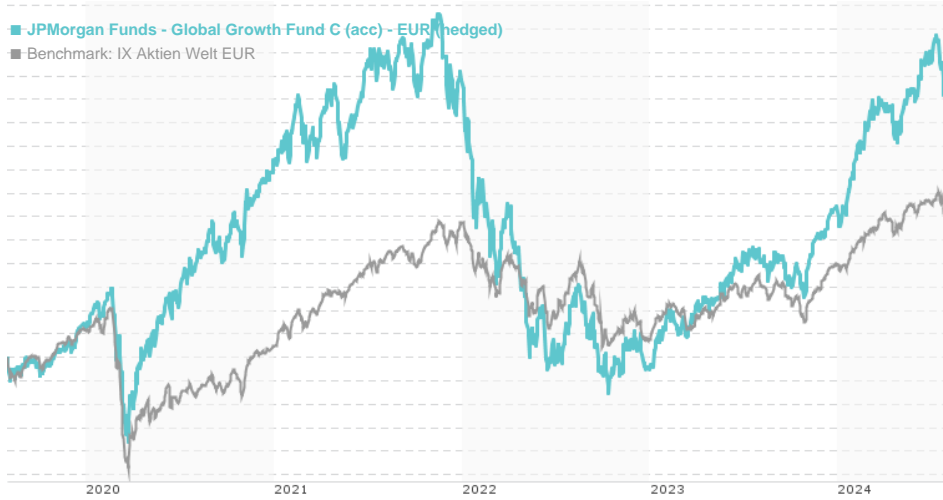


JPMorgan Funds - Global Growth Fund C (acc) - EUR (hedged) / LU0336376917 / A0NCU4 / JPMorgan AM (EU)

Last 07/30/2024 ¹	Region	Branch	Type of yield	Type
18.58 EUR	Worldwide	Mixed Sectors	reinvestment	Equity Fund



Risk key figures

SRI	1	2	3	4	5	6	7	
Mountain-View Funds Rating ²							EDA ³	77

Yearly Performance

2023	+35.87%
2022	-38.78%
2021	+12.40%
2020	+32.99%
2019	+25.53%

Master data	Conditions	Other figures
-------------	------------	---------------

Fund type	Single fund	Issue surcharge	0.00%	Minimum investment	USD 10,000,000.00
Category	Equity	Planned administr. fee	0.00%	Savings plan	-
Sub category	Mixed Sectors	Deposit fees	0.00%	UCITS / OGAW	Yes
Fund domicile	Luxembourg	Redemption charge	0.00%	Performance fee	0.00%
Tranch volume	(07/30/2024) USD 0.925 mill.	Ongoing charges	-	Redeployment fee	0.00%
Total volume	(07/30/2024) USD 515.26 mill.	Dividends		Investment company	
Launch date	7/17/2008	JPMorgan AM (EU)			
KESt report funds	Yes	PO Box 275, 2012, Luxembourg			
Business year start	01.07.	Luxembourg			
Sustainability type	-	https://www.jpmorganassetmanagement.de			
Fund manager	Alex Stanic, Caroline Keen				

Performance	1M	6M	YTD	1Y	2Y	3Y	5Y	Since start
Performance	-2.72%	+13.57%	+19.64%	+28.58%	+42.48%	-2.42%	+57.46%	+194.92%
Performance p.a.	-	-	-	+28.58%	+19.40%	-0.81%	+9.49%	+6.97%
Sharpe ratio	-2.05	1.64	2.16	1.75	0.93	-0.21	0.28	0.17
Volatility	16.07%	15.47%	15.27%	14.26%	17.00%	21.39%	20.83%	19.31%
Worst month	-	-4.08%	-4.08%	-4.08%	-9.71%	-15.00%	-15.00%	-18.31%
Best month	-	8.08%	8.08%	10.37%	12.53%	12.53%	12.53%	13.55%
Maximum loss	-7.58%	-7.58%	-7.58%	-8.44%	-19.94%	-46.60%	-46.60%	-

Distribution permission

Austria, Germany, Switzerland, United Kingdom, Luxembourg

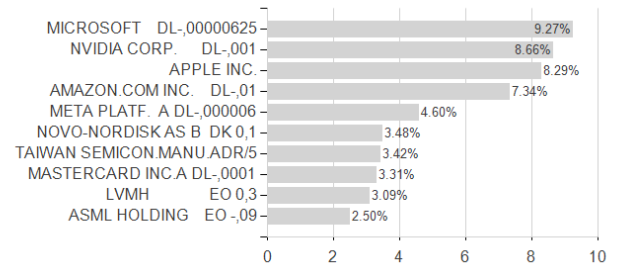
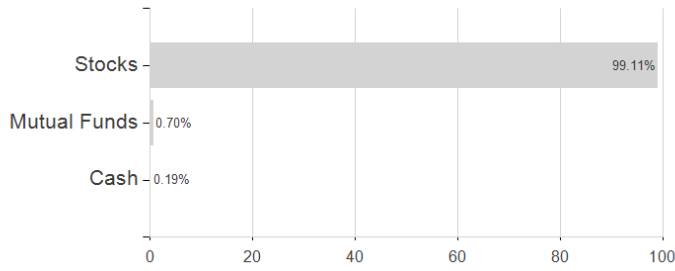
¹ Important note on update status: The displayed date refers exclusively to the calculation of the NAV.
² The Mountain-View Data Fund Rating calculates a comparative ranking for funds using yield, volatility and trend data. For more information visit [MVD Funds Rating](#)
³ Displays the Ethical-Dynamical Ratio calculated according to standard criteria. The maximum value is 100. For more information visit [EDA](#)

JPMorgan Funds - Global Growth Fund C (acc) - EUR (hedged) / LU0336376917 / A0NCU4 / JPMorgan AM (EU)

Assessment Structure

Assets

Largest positions



Countries

Branches

Currencies

