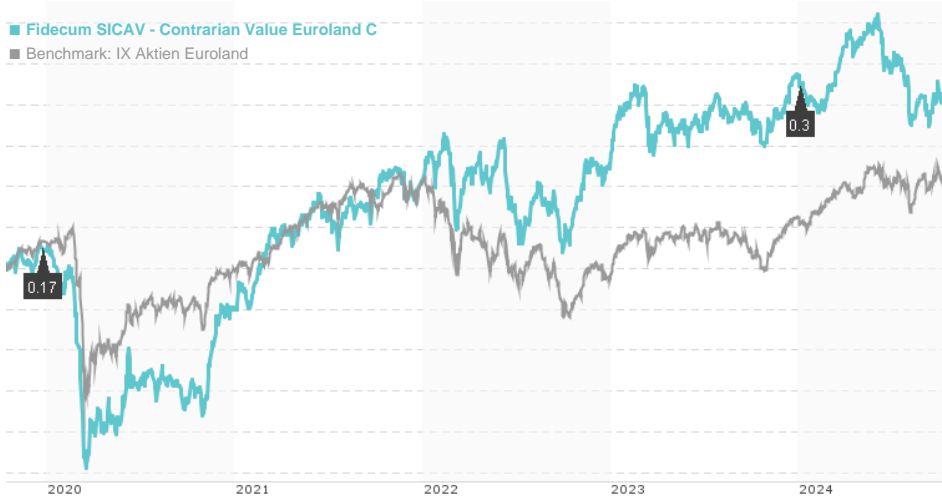


Fidcum SICAV - Contrarian Value Euroland C / LU0370217688 / A0Q4S5 / LRI Invest

| | | | | |
|------------------------------|----------|---------------|-----------------|-------------|
| Last 10/10/2024 ¹ | Region | Branch | Type of yield | Type |
| 68.22 EUR | Euroland | Mixed Sectors | paying dividend | Equity Fund |



Risk key figures

| | | | | | | | | |
|-----------------------------------------|---|---|---|---|---|---|------------------|----|
| SRI | 1 | 2 | 3 | 4 | 5 | 6 | 7 | |
| Mountain-View Funds Rating ² | | | | | | | EDA ³ | 79 |

Yearly Performance

| | |
|------|---------|
| 2023 | +17.87% |
| 2022 | +2.84% |
| 2021 | +34.23% |
| 2020 | -13.78% |
| 2019 | +11.24% |

| Master data | | Conditions | | Other figures | |
|---------------------|------------------------------|------------------------|----------|------------------------------------------|---------------|
| Fund type | Single fund | Issue surcharge | 5.00% | Minimum investment | EUR 95,000.00 |
| Category | Equity | Planned administr. fee | 0.00% | Savings plan | - |
| Sub category | Mixed Sectors | Deposit fees | 0.05% | UCITS / OGAW | Yes |
| Fund domicile | Luxembourg | Redemption charge | 0.00% | Performance fee | 0.00% |
| Tranch volume | (10/10/2024) EUR 25.42 mill. | Ongoing charges | - | Redeployment fee | 0.00% |
| Total volume | (10/10/2024) EUR 29.07 mill. | Dividends | | Investment company | |
| Launch date | 7/14/2008 | 03.01.2024 | 0.30 EUR | LRI Invest | |
| KESt report funds | Yes | 23.12.2019 | 0.17 EUR | 9A, rue Gabriel Lippmann, 5365, Munsbach | |
| Business year start | 01.10. | 21.12.2018 | 0.39 EUR | Luxembourg | |
| Sustainability type | - | 19.12.2017 | 0.45 EUR | http://www.lri-invest.lu | |
| Fund manager | Hans-Peter Schupp | 22.12.2016 | 0.53 EUR | | |

| Performance | 1M | 6M | YTD | 1Y | 2Y | 3Y | 5Y | Since start |
|------------------|--------|---------|---------|---------|---------|---------|---------|-------------|
| Performance | +4.63% | -10.34% | -3.27% | +3.98% | +29.89% | +15.27% | +46.08% | +142.41% |
| Performance p.a. | - | - | - | +3.97% | +13.95% | +4.85% | +7.87% | +5.60% |
| Sharpe ratio | 3.71 | -1.40 | -0.51 | 0.05 | 0.69 | 0.09 | 0.18 | 0.09 |
| Volatility | 18.96% | 16.34% | 14.67% | 14.59% | 15.55% | 18.74% | 25.64% | 25.29% |
| Worst month | - | -7.97% | -7.97% | -7.97% | -7.97% | -14.38% | -24.38% | -25.07% |
| Best month | - | 3.84% | 6.73% | 6.73% | 11.65% | 11.65% | 33.67% | 33.67% |
| Maximum loss | -3.68% | -16.74% | -16.74% | -16.74% | -16.74% | -21.74% | -51.68% | - |

Distribution permission

Austria, Germany, Luxembourg, Czech Republic

¹ Important note on update status: The displayed date refers exclusively to the calculation of the NAV.

² The Mountain-View Data Fund Rating calculates a comparative ranking for funds using yield, volatility and trend data. For more information visit [MVD Funds Rating](#)

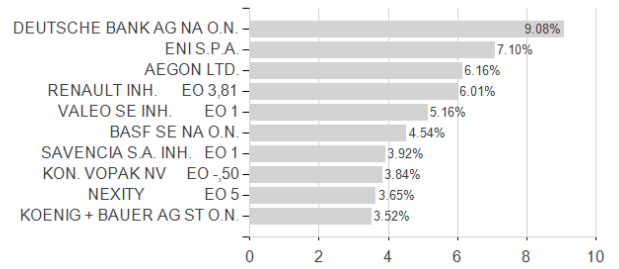
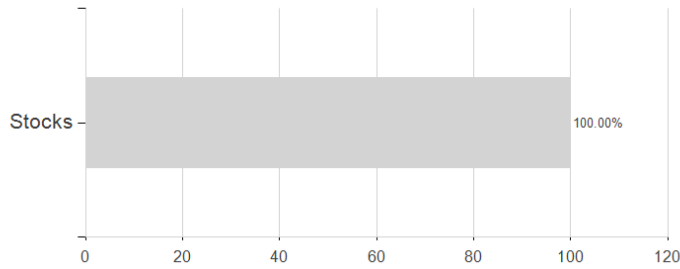
³ Displays the Ethical-Dynamical Ratio calculated according to standard criteria. The maximum value is 100. For more information visit [EDA](#)

Fidcum SICAV - Contrarian Value Euroland C / LU0370217688 / A0Q4S5 / LRI Invest

Assessment Structure

Assets

Largest positions



Countries

Branches

Currencies

