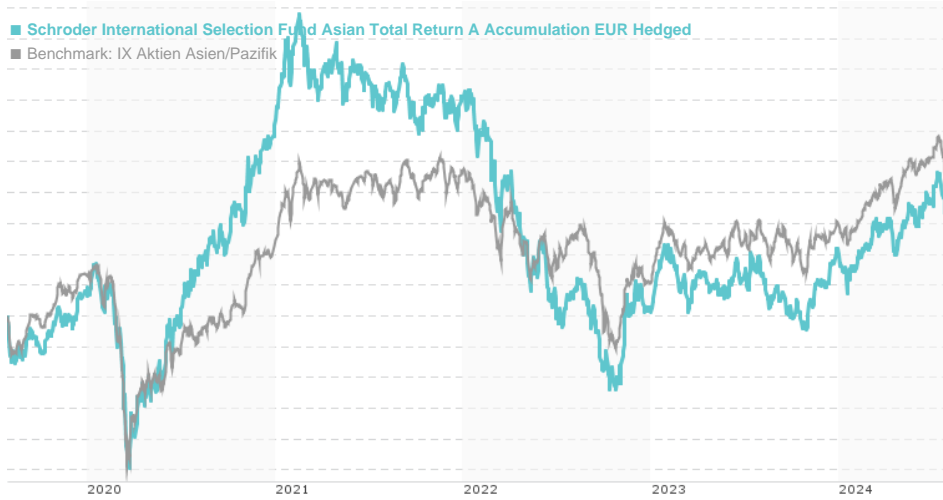


Schroder International Selection Fund Asian Total Return A Accumulation EUR Hedged / LU0372739705 / A0Q6PR /

Last 07/30/2024 ¹	Region	Branch	Type of yield	Type
270.26 EUR	Asia/Pacific	Mixed Sectors	reinvestment	Equity Fund



Risk key figures

SRI	1	2	3	4	5	6	7
Mountain-View Funds Rating ²	EDA ³						
	78						

Yearly Performance

2023	+10.27%
2022	-25.86%
2021	+2.94%
2020	+27.70%
2019	+14.20%

Master data		Conditions		Other figures	
Fund type	Single fund	Issue surcharge	5.00%	Minimum investment	EUR 1,000.00
Category	Equity	Planned administr. fee	0.00%	Savings plan	-
Sub category	Mixed Sectors	Deposit fees	0.30%	UCITS / OGAW	Yes
Fund domicile	Luxembourg	Redemption charge	0.00%	Performance fee	0.00%
Tranch volume	(07/30/2024) USD 4.11 mill.	Ongoing charges	-	Redeployment fee	0.00%
Total volume	(07/30/2024) USD 4,866.17 mill.	Dividends		Investment company	
Launch date	7/11/2008	Schroder IM (EU)			
KEST report funds	Yes	5, rue Höhenhof, 1736, Senningerberg			
Business year start	01.01.	Luxembourg			
Sustainability type	-	https://www.schroders.com			
Fund manager	Robin Parbrook, King Fuei Lee				

Performance	1M	6M	YTD	1Y	2Y	3Y	5Y	Since start
Performance	-0.94%	+9.60%	+6.13%	+7.32%	+13.38%	-12.63%	+17.86%	+170.26%
Performance p.a.	-	-	-	+7.32%	+6.49%	-4.40%	+3.34%	+6.39%
Sharpe ratio	-1.20	1.34	0.58	0.29	0.19	-0.49	-0.02	0.18
Volatility	12.39%	12.31%	12.56%	12.61%	15.16%	16.28%	18.15%	15.56%
Worst month	-	-3.08%	-3.08%	-5.11%	-11.10%	-11.10%	-13.97%	-21.67%
Best month	-	3.70%	4.82%	8.14%	15.71%	15.71%	15.71%	16.79%
Maximum loss	-5.27%	-5.27%	-5.69%	-10.78%	-16.83%	-37.41%	-40.78%	-

Distribution permission

Austria, Germany, Switzerland, United Kingdom

¹ Important note on update status: The displayed date refers exclusively to the calculation of the NAV.

² The Mountain-View Data Fund Rating calculates a comparative ranking for funds using yield, volatility and trend data. For more information visit [MVD Funds Rating](#)

DISCLAIMER: The information on this page are for informational purposes only and should neither an offer to sell nor a solicitation for the purchase of the security or recommendation in favor of the security to be understood. baha GmbH assumes no liability despite thorough searches for the accuracy of the data.

Funds data from: www.mountain-view.com. Fact Sheet created by: www.baha.com

Schroder International Selection Fund Asian Total Return A Accumulation EUR Hedged / LU0372739705 / A0Q6PR /

Investment strategy

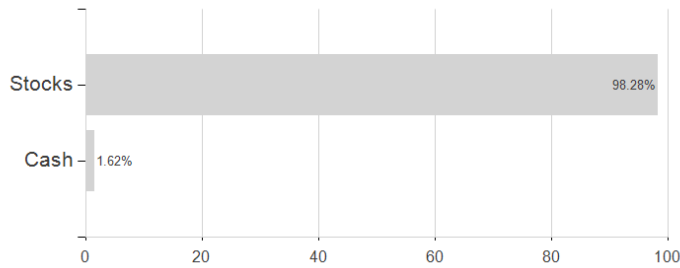
The fund is designed to participate in rising markets whilst aiming to mitigate losses in falling markets through the use of derivatives. The mitigation of losses cannot be guaranteed. The fund is actively managed and invests at least two-thirds of its assets in Asia Pacific equity and equity related securities.

Investment goal

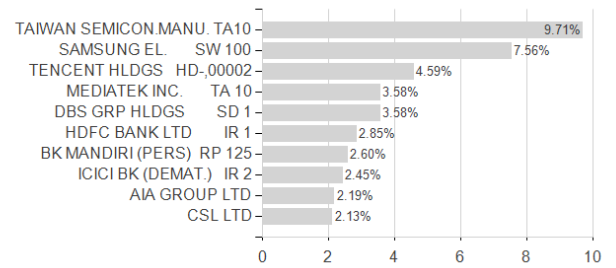
The fund aims to provide capital growth and income in excess of the MSCI AC Asia Pacific ex Japan (Net TR) Index after fees have been deducted over a three to five year period by investing in equities of Asia Pacific companies.

Assessment Structure

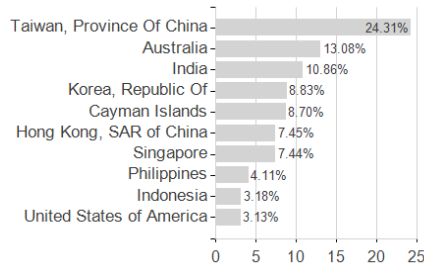
Assets



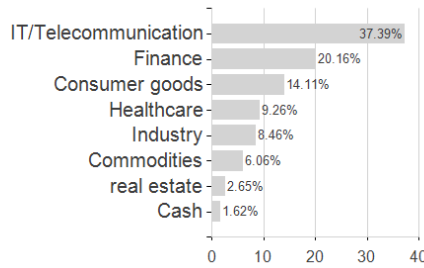
Largest positions



Countries



Branches



Currencies

