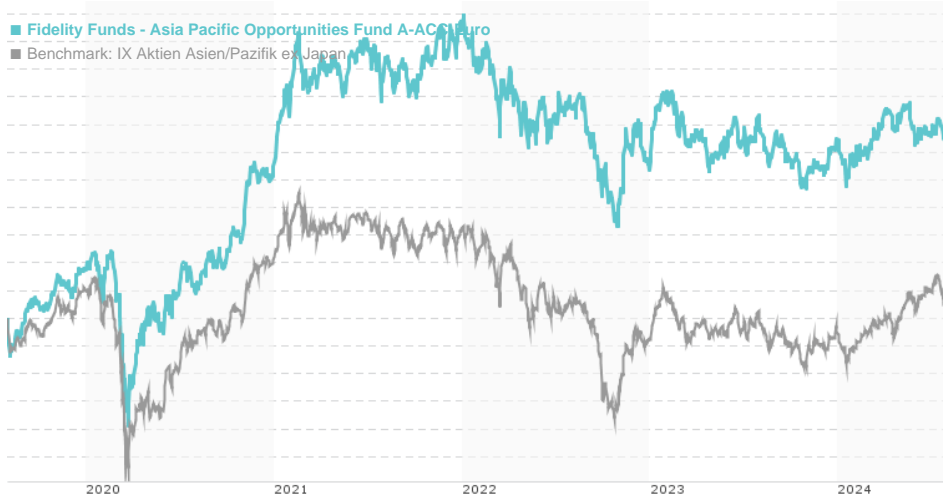


Fidelity Funds - Asia Pacific Opportunities Fund A-ACC-Euro / LU0345361124 / A0NFGF / FIL IM (LU)

Last 07/31/2024 ¹	Region	Branch	Type of yield	Type
29.69 EUR	Asia/Pacific ex Japan	Mixed Sectors	reinvestment	Equity Fund



Risk key figures

SRI	1	2	3	4	5	6	7
Mountain-View Funds Rating ²	EDA ³						
	71						

Yearly Performance

2023	+4.42%
2022	-17.19%
2021	+19.56%
2020	+17.71%
2019	+31.19%

Master data		Conditions		Other figures	
Fund type	Single fund	Issue surcharge	5.25%	Minimum investment	USD 2,500.00
Category	Equity	Planned administr. fee	0.00%	Savings plan	-
Sub category	Mixed Sectors	Deposit fees	0.35%	UCITS / OGAW	Yes
Fund domicile	Luxembourg	Redemption charge	0.00%	Performance fee	0.00%
Tranch volume	(07/31/2024) EUR 344.90 mill.	Ongoing charges	-	Redeployment fee	0.00%
Total volume	(06/28/2024) EUR 1,612.91 mill.	Dividends		Investment company	
Launch date	2/18/2008	FIL IM (LU)			
KESr report funds	Yes	Kärntner Straße 9, Top 8, 1010, Wien			
Business year start	01.05.	Austria			
Sustainability type	-	https://www.fidelity.at			
Fund manager	Anthony Srom				

Performance	1M	6M	YTD	1Y	2Y	3Y	5Y	Since start
Performance	+1.75%	+6.07%	+2.13%	-1.07%	-2.01%	-6.46%	+35.39%	+196.90%
Performance p.a.	-	-	-	-1.06%	-1.01%	-2.20%	+6.24%	+6.83%
Sharpe ratio	1.82	0.82	0.01	-0.43	-0.35	-0.40	0.16	0.18
Volatility	10.92%	10.84%	11.30%	11.04%	13.28%	14.51%	16.32%	18.13%
Worst month	-	-3.72%	-3.72%	-4.21%	-8.09%	-8.09%	-13.85%	-19.03%
Best month	-	5.00%	5.00%	5.00%	14.83%	14.83%	14.83%	16.80%
Maximum loss	-2.81%	-5.44%	-6.34%	-9.76%	-17.01%	-24.68%	-28.24%	-

Distribution permission

Austria, Germany, Switzerland, United Kingdom

1 Important note on update status: The displayed date refers exclusively to the calculation of the NAV.
2 The Mountain-View Data Fund Rating calculates a comparative ranking for funds using yield, volatility and trend data. For more information visit [MVD Funds Rating](#)

Fidelity Funds - Asia Pacific Opportunities Fund A-ACC-Euro / LU0345361124 / A0NFGF / FIL IM (LU)

Investment strategy

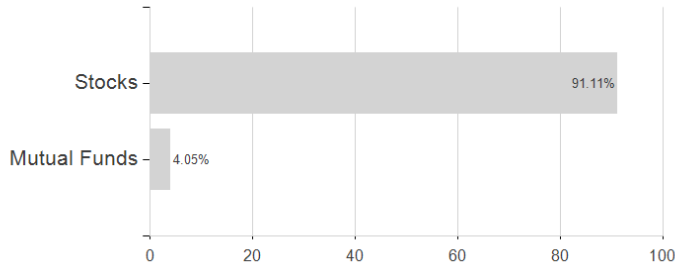
The fund invests at least 70% of its assets, in equities of companies that are headquartered or do most of their business in the Asia Pacific (excluding Japan) region including emerging markets. The fund may also invest in money market instruments on an ancillary basis. The fund may invest in a limited number of securities, resulting in portfolio concentration. In actively managing the fund, the Investment Manager considers growth and valuation metrics, company financials, return on capital, cash flows and other measures, as well as company management, industry, economic conditions, and other factors. The Investment Manager takes into account Sustainability Risks in its investment process.

Investment goal

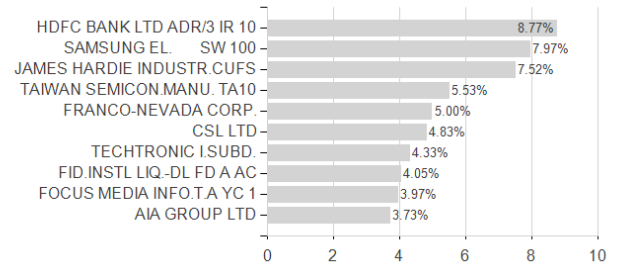
The fund aims to achieve capital growth over the long term.

Assessment Structure

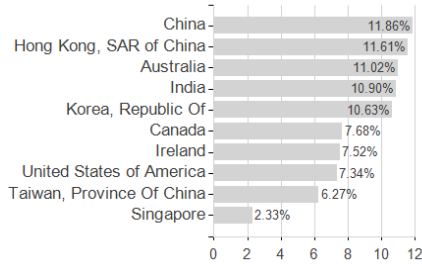
Assets



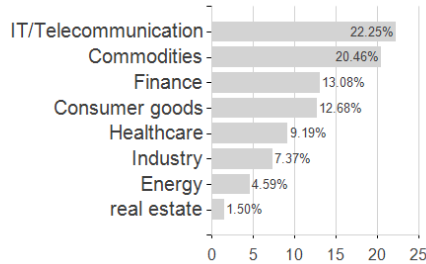
Largest positions



Countries



Branches



Currencies

