

GROUPAMA EURO FINANCIAL DEBT NC EUR / FR0013259181 / GRP038 / Groupama AM

Last 12/19/2024 ¹	Region	Branch	Type of yield	Type
1113.63 EUR	Worldwide	Mixed fund/flexible	reinvestment	Mixed Fund



Risk key figures

SRI	1	2	3	4	5	6	7
Mountain-View Funds Rating ²	EDA ³						
	-						

Yearly Performance

2011	-5.58%
2010	+12.78%
2009	+23.60%
2008	-46.71%
2007	+23.98%

Master data		Conditions		Other figures	
Fund type	Single fund	Issue surcharge	5.00%	Minimum investment	EUR 150,000.00
Category	Mixed Fund	Planned administr. fee	0.00%	Savings plan	-
Sub category	Mixed fund/flexible	Deposit fees	0.00%	UCITS / OGAW	Yes
Fund domicile	France	Redemption charge	0.00%	Performance fee	0.04%
Tranch volume	(12/19/2024) EUR 16.74 mill.	Ongoing charges	-	Redeployment fee	0.00%
Total volume	(12/19/2024) EUR 294.92 mill.	Dividends		Investment company	
Launch date	5/31/2017	Groupama AM			
KESt report funds	No	25 rue de la Ville l'Evêque, 75008, Paris			
Business year start	29.02.	France			
Sustainability type	-	https://www.groupama-am.com			
Fund manager	Groupama Asset Management				

Performance	1M	6M	YTD	1Y	2Y	3Y	5Y	Since start
Performance	+2.07%	+5.90%	+12.95%	+14.37%	-	-	-	+11.36%
Performance p.a.	-	-	-	+14.33%	-	-	-	+0.57%
Sharpe ratio	5.97	4.63	5.10	5.36	-	-	-	-0.15
Volatility	4.27%	2.00%	2.08%	2.15%	2.78%	2.78%	2.78%	14.91%
Worst month	-	0.12%	0.12%	0.12%	-0.48%	0.00%	0.00%	-17.80%
Best month	-	1.30%	3.41%	3.41%	3.41%	0.00%	0.00%	12.63%
Maximum loss	-0.50%	-0.50%	-0.50%	-0.50%	-0.67%	-0.67%	-0.67%	-

Distribution permission

Switzerland, Italy

¹ Important note on update status: The displayed date refers exclusively to the calculation of the NAV.

² The Mountain-View Data Fund Rating calculates a comparative ranking for funds using yield, volatility and trend data. For more information visit [MVD Funds Rating](#)

³ Displays the Ethical-Dynamical Ratio calculated according to standard criteria. The maximum value is 100. For more information visit [EDA](#)

GROUPAMA EURO FINANCIAL DEBT NC EUR / FR0013259181 / GRP038 / Groupama AM

Investment strategy

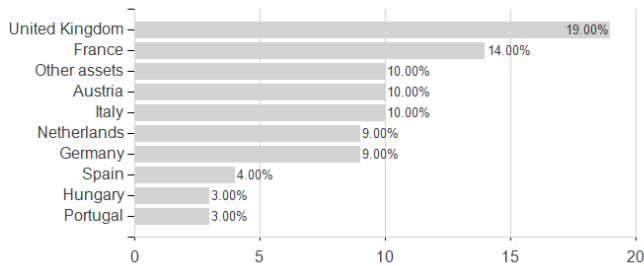
To do this, the Fund will invest in a selection of energy stocks, for the most part in developed countries, particularly in oil and oil-related stocks, whether or not included in the benchmark index. The manager will seek to achieve the investment objective by focusing on various energy-sector stocks (exploration, production, distribution, services, etc) compared to the index.

Investment goal

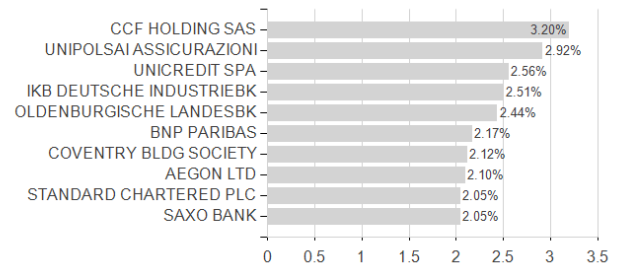
The Fund's investment objective is to outperform its benchmark, the MSCI World Energy All Countries Index, unhedged.

Assessment Structure

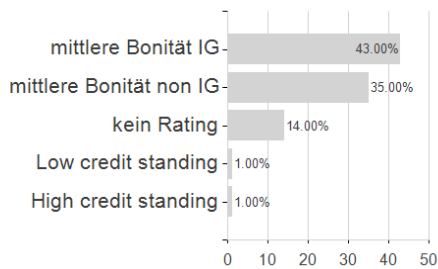
Countries



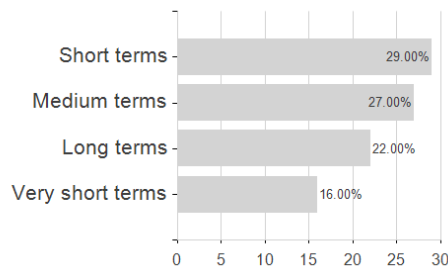
Largest positions



Rating



Duration



Branches

