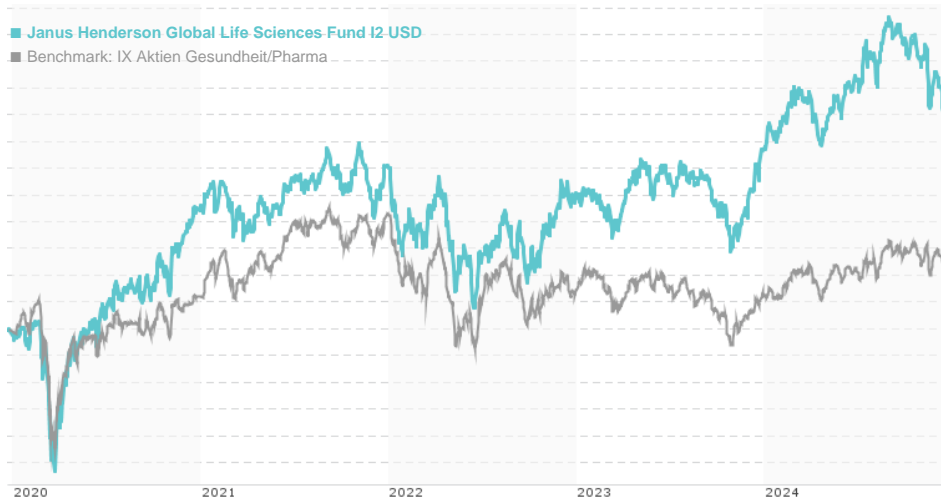


Janus Henderson Global Life Sciences Fund I2 USD / IE0002141913 / 935600 / Janus Henderson Inv.

Last 12/19/2024 ¹	Region	Branch	Type of yield	Type
63.28 USD	Worldwide	Sector Health / Pharma	reinvestment	Equity Fund

■ Janus Henderson Global Life Sciences Fund I2 USD
■ Benchmark: IX Aktien Gesundheit/Pharma



Risk key figures

SRI 1 2 3 4 5 6 7

Mountain-View Funds Rating²

▲▲▲▲▲▲

EDA³

76

Yearly Performance

2023	+6.32%
2022	-3.59%
2021	+5.60%
2020	+24.37%
2019	+28.04%

Master data		Conditions		Other figures	
Fund type	Single fund	Issue surcharge	2.00%	Minimum investment	USD 1,000,000.00
Category	Equity	Planned administr. fee	0.00%	Savings plan	-
Sub category	Sector Health / Pharma	Deposit fees	0.00%	UCITS / OGAW	Yes
Fund domicile	Ireland	Redemption charge	0.00%	Performance fee	0.00%
Tranch volume	(12/19/2024) USD 1,227.85 mill.	Ongoing charges	-	Redeployment fee	0.00%
Total volume	(12/19/2024) USD 3,791.18 mill.	Dividends		Investment company	
Launch date	3/31/2000	Janus Henderson Inv.			
KESt report funds	Yes	201 Bishopsgate, EC2M 3AE, London			
Business year start	01.01.	United Kingdom			
Sustainability type	-	www.janushenderson.com/			
Fund manager	Andy Acker, Daniel Lyons				

Performance	1M	6M	YTD	1Y	2Y	3Y	5Y	Since start
Performance	-3.58%	-5.40%	+2.54%	+4.56%	+11.21%	+7.88%	+39.72%	+532.80%
Performance p.a.	-	-	-	+4.55%	+5.45%	+2.56%	+6.91%	+7.74%
Sharpe ratio	-2.99	-1.00	-0.02	0.13	0.21	-0.02	0.22	0.27
Volatility	12.94%	13.42%	12.52%	12.81%	12.66%	15.67%	18.77%	18.44%
Worst month	-	-7.63%	-7.63%	-7.63%	-7.63%	-8.94%	-8.94%	-17.06%
Best month	-	5.08%	7.49%	7.49%	7.49%	8.37%	13.38%	13.38%
Maximum loss	-7.70%	-13.61%	-13.61%	-13.61%	-13.61%	-20.35%	-27.67%	-

Distribution permission

Austria, Germany, Switzerland, United Kingdom

¹ Important note on update status: The displayed date refers exclusively to the calculation of the NAV.

Janus Henderson Global Life Sciences Fund I2 USD / IE0002141913 / 935600 / Janus Henderson Inv.

2 The Mountain-View Data Fund Rating calculates a comparative ranking for funds using yield, volatility and trend data. For more information visit [MVD Funds Rating](#)

Investment strategy

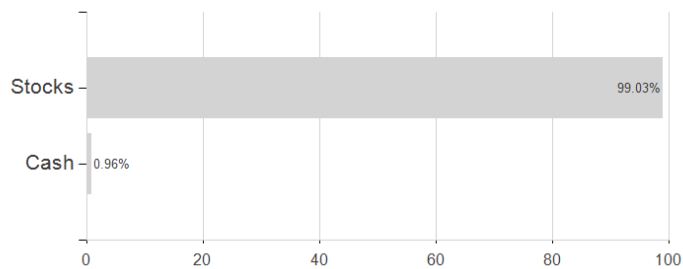
The Fund invests at least 80% in shares (also known as equities) of companies, of any size, including smaller capitalisation companies, with a life sciences orientation, in any country. Up to 20% may be invested in developing markets. The Fund may also invest in other assets including cash and money market instruments. The Sub-Investment Adviser may use derivatives (complex financial instruments) to reduce risk, to manage the Fund more efficiently, or to generate additional capital or income for the Fund. The Fund is actively managed with reference to the MSCI World Health Care Index, which is broadly

Investment goal

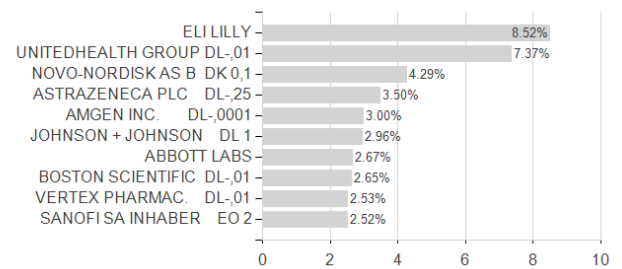
The Fund aims to provide capital growth over the long term. Performance target: To outperform the MSCI World Health Care Index by at least 2% per annum, before the deduction of charges, over any 5 year period.

Assessment Structure

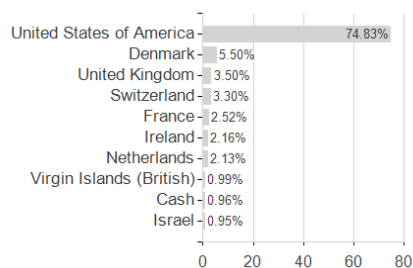
Assets



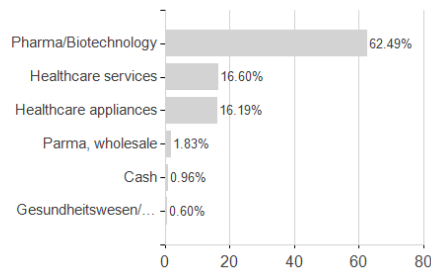
Largest positions



Countries



Branches



Currencies

