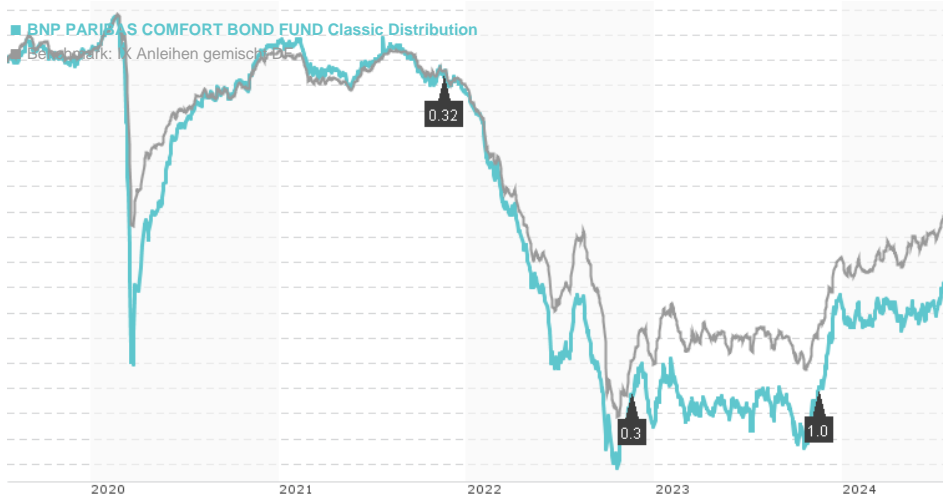


**BNP PARIBAS COMFORT BOND FUND Classic Distribution / LU0223387738 / A0LFTQ / BNP PARIBAS AM (LU)**

Last 07/18/2024 <sup>1</sup>	Region	Branch	Type of yield	Type
90.74 EUR	Worldwide	Bonds: Mixed	paying dividend	Fixed-Income Fund



**Risk key figures**

SRI	1	2	3	4	5	6	7	
Mountain-View Funds Rating <sup>2</sup>	EDA <sup>3</sup>						-	

**Yearly Performance**

2023	+5.74%
2022	-13.36%
2021	-2.07%
2020	+0.51%
2019	+5.42%

Master data		Conditions		Other figures	
Fund type	Single fund	Issue surcharge	2.50%	Minimum investment	UNT 0
Category	Bonds	Planned administr. fee	0.00%	Savings plan	-
Sub category	Bonds: Mixed	Deposit fees	0.00%	UCITS / OGAW	Yes
Fund domicile	Luxembourg	Redemption charge	0.00%	Performance fee	0.00%
Tranch volume	(07/18/2024) EUR 116.27 mill.	Ongoing charges	-	Redeployment fee	0.00%
Total volume	(07/18/2024) EUR 147.60 mill.	Dividends		Investment company	
Launch date	8/18/2005	15.11.2023	1.00 EUR	BNP PARIBAS AM (LU)	
KESt report funds	No	16.11.2022	0.30 EUR	10, rue Edward Steichen, 2540, Luxembourg	
Business year start	01.08.	17.11.2021	0.32 EUR	Luxembourg	
Sustainability type	-	17.11.2020	0.40 EUR	https://www.bnpparibas-am.com	
Fund manager	GAGE Adam	15.11.2019	0.84 EUR		

Performance	1M	6M	YTD	1Y	2Y	3Y	5Y	Since start
Performance	+1.07%	+2.02%	+0.90%	+5.11%	+3.29%	-8.89%	-8.59%	+27.04%
Performance p.a.	-	-	-	+5.09%	+1.63%	-3.06%	-1.78%	+1.47%
Sharpe ratio	3.45	0.12	-0.60	0.37	-0.48	-1.72	-1.32	-0.76
Volatility	2.93%	3.37%	3.35%	3.85%	4.29%	3.92%	4.13%	2.93%
Worst month	-	-1.13%	-1.13%	-1.59%	-3.91%	-3.91%	-9.34%	-9.34%
Best month	-	1.11%	2.94%	2.94%	2.94%	2.94%	3.44%	3.44%
Maximum loss	-0.63%	-1.41%	-1.41%	-2.80%	-7.62%	-16.90%	-17.62%	-

**Distribution permission**

Luxembourg

<sup>1</sup> Important note on update status: The displayed date refers exclusively to the calculation of the NAV.

<sup>2</sup> The Mountain-View Data Fund Rating calculates a comparative ranking for funds using yield, volatility and trend data. For more information visit [MVD Funds Rating](#)

<sup>3</sup> Displays the Ethical-Dynamical Ratio calculated according to standard criteria. The maximum value is 100. For more information visit [EDA](#)

**BNP PARIBAS COMFORT BOND FUND Classic Distribution / LU0223387738 / A0LFTQ / BNP PARIBAS AM (LU)**

**Investment strategy**

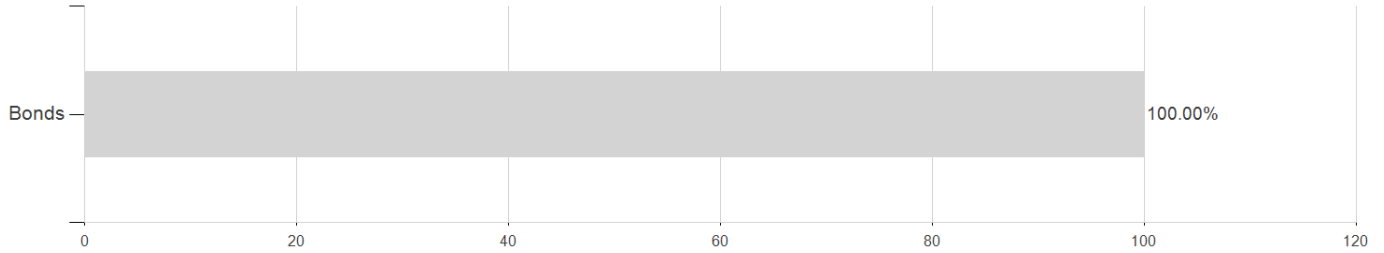
The Investment Manager also applies BNP PARIBAS ASSET MANAGEMENT's Sustainable Investment Policy, which takes into account Environmental, Social and Governance (ESG) criteria in the investments of the sub-fund and falls under Sustainable category as described in Prospectus of the Fund.

**Investment goal**


The Fund belongs to the category of funds of funds. The Fund seeks to increase the value of its assets over the medium term by primarily investing in capitalisation shares of funds focused on the fixed income market. The Fund is actively managed and as such may invest in instruments that are not included in the index, which is 60% Bloomberg Barclays Euro Aggregate 500MM (EUR) RI + 5% JPM EMBI Global (USD) RI + 5% BBG Barc Euro Aggregate High Yield ex-Financials 3% Issuer Constraint (EUR) RI + 30% EONIA capitalisé.

**Assessment Structure**

**Assets**



**Largest positions**



**Countries**

