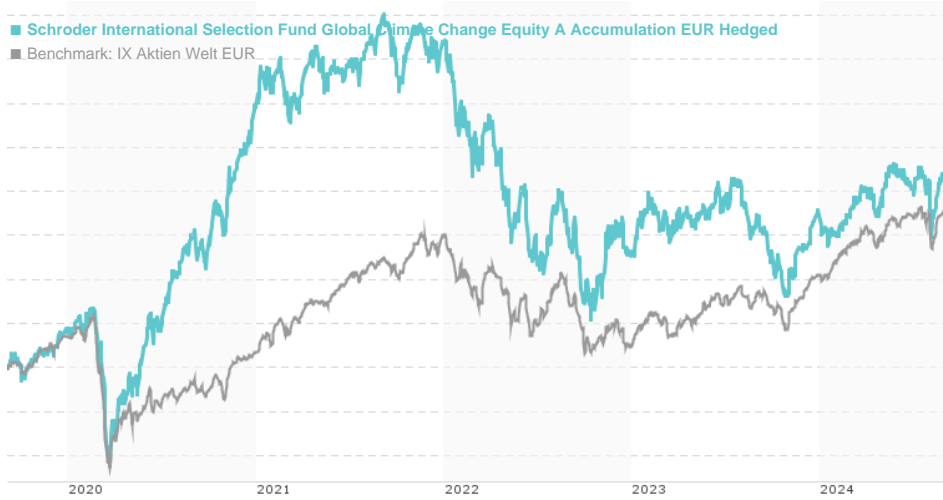


Schroder International Selection Fund Global Climate Change Equity A Accumulation EUR Hedged / LU0306804302 /

| | | | | |
|------------------------------|-----------|---------------|---------------|-------------|
| Last 09/04/2024 ¹ | Region | Branch | Type of yield | Type |
| 18.58 EUR | Worldwide | Mixed Sectors | reinvestment | Equity Fund |



Risk key figures

| | | | | | | | |
|---|------------------|---|---|---|---|---|---|
| SRI | 1 | 2 | 3 | 4 | 5 | 6 | 7 |
| Mountain-View Funds Rating ² | EDA ³ | | | | | | |
| | 87 | | | | | | |

Yearly Performance

| | |
|------|---------|
| 2023 | +8.28% |
| 2022 | -27.77% |
| 2021 | +8.95% |
| 2020 | +47.33% |
| 2019 | +20.60% |

| Master data | | Conditions | | Other figures | |
|---------------------|--|--------------------------------------|-------|---------------------------|--------------|
| Fund type | Single fund | Issue surcharge | 5.00% | Minimum investment | EUR 1,000.00 |
| Category | Equity | Planned administr. fee | 0.00% | Savings plan | - |
| Sub category | Mixed Sectors | Deposit fees | 0.30% | UCITS / OGAW | Yes |
| Fund domicile | Luxembourg | Redemption charge | 0.00% | Performance fee | 0.00% |
| Tranch volume | (09/04/2024) USD 218.37 mill. | Ongoing charges | - | Redeployment fee | 0.00% |
| Total volume | (09/04/2024) USD 2,773.17 mill. | Dividends | | Investment company | |
| Launch date | 10/12/2007 | Schroder IM (EU) | | | |
| KEST report funds | Yes | 5, rue Höhenhof, 1736, Senningerberg | | | |
| Business year start | 01.01. | Luxembourg | | | |
| Sustainability type | Climate | https://www.schroders.com | | | |
| Fund manager | Isabella Hervey-Bathurst, Simon Webber | | | | |

| Performance | 1M | 6M | YTD | 1Y | 2Y | 3Y | 5Y | Since start |
|------------------|--------|---------|---------|---------|---------|---------|---------|-------------|
| Performance | +8.06% | +2.52% | +3.21% | +4.29% | +10.28% | -22.21% | +42.29% | +85.83% |
| Performance p.a. | - | - | - | +4.27% | +5.01% | -8.04% | +7.30% | +3.73% |
| Sharpe ratio | 6.48 | 0.10 | 0.09 | 0.05 | 0.09 | -0.59 | 0.19 | 0.01 |
| Volatility | 23.68% | 16.30% | 15.12% | 15.12% | 17.80% | 19.44% | 20.21% | 18.25% |
| Worst month | - | -2.38% | -3.62% | -7.90% | -11.88% | -11.88% | -12.26% | -18.41% |
| Best month | - | 4.32% | 6.05% | 9.94% | 9.94% | 9.94% | 14.18% | 15.88% |
| Maximum loss | -2.73% | -11.29% | -11.29% | -13.45% | -18.67% | -38.34% | -38.34% | - |

Distribution permission

Austria, Germany, Switzerland, United Kingdom, Czech Republic

¹ Important note on update status: The displayed date refers exclusively to the calculation of the NAV.

² The Mountain-View Data Fund Rating calculates a comparative ranking for funds using yield, volatility and trend data. For more information visit [MVD Funds Rating](#)

DISCLAIMER: The information on this page are for informational purposes only and should neither an offer to sell nor a solicitation for the purchase of the security or recommendation in favor of the security to be understood. baha GmbH assumes no liability despite thorough searches for the accuracy of the data.

Funds data from: www.mountain-view.com. Fact Sheet created by: www.baha.com

Schroder International Selection Fund Global Climate Change Equity A Accumulation EUR Hedged / LU0306804302 /

3 Displays the Ethical-Dynamical Ratio calculated according to standard criteria. The maximum value is 100. For more information visit [EDA](#)

Investment strategy

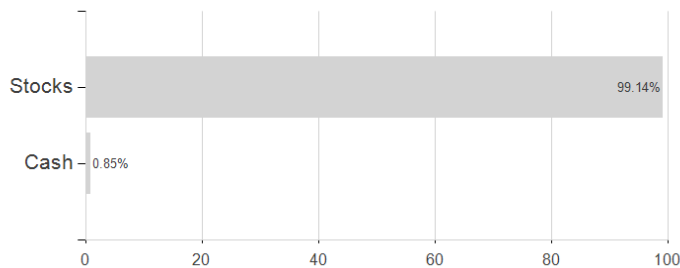
The fund may invest directly in China B-Shares and China HShares and may invest up to 10% of its assets (on a net basis) directly or indirectly (for example via participatory notes) in China A-Shares through ShanghaiHong Kong Stock Connect and Shenzhen-Hong Kong Stock Connect and shares listed on the STAR Board and the ChiNext. The fund may also invest up to one-third of its assets directly or indirectly in other securities (including other asset classes), countries, regions, industries or currencies, investment funds, warrants and money market Investments, and hold cash (subject to the restrictions provided in appendix I).

Investment goal

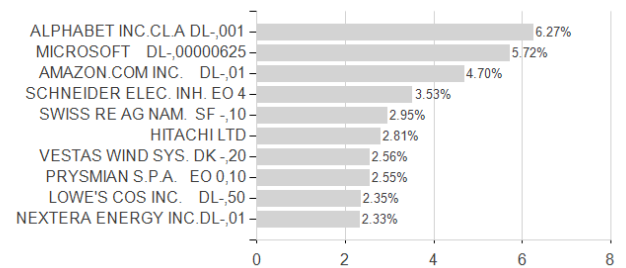
The fund aims to provide capital growth by investing in equities of companies worldwide which the investment manager believes will benefit from efforts to accommodate or limit the impact of global climate change and which meet the investment manager's sustainability criteria. The fund is actively managed and invests at least two-thirds of its assets in equity and equity related securities of companies worldwide. The fund maintains a higher overall level of avoided emissions than MSCI All Country World (Net TR) Index, based on the investment manager's rating system. More details on the investment process used to achieve this can be found in the fund Characteristics section.

Assessment Structure

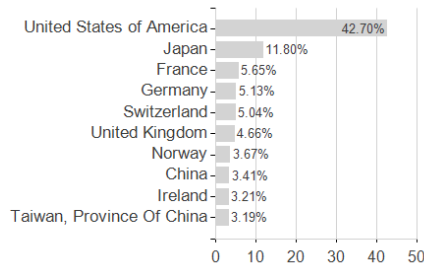
Assets



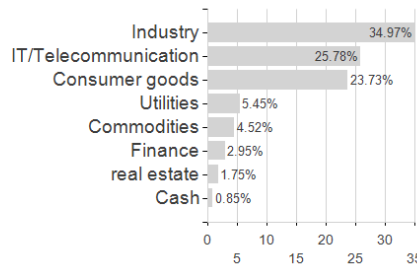
Largest positions



Countries



Branches



Currencies

