

Pictet - Health - P dy USD / LU0208613470 / A0JMEH / Pictet AM (EU)

| | | | | |
|------------------------------|-----------|------------------------|-----------------|-------------|
| Last 07/26/2024 ¹ | Region | Branch | Type of yield | Type |
| 353.71 USD | Worldwide | Sector Health / Pharma | paying dividend | Equity Fund |



Risk key figures

| | | | | | | | |
|-----|---|---|---|---|---|---|---|
| SRI | 1 | 2 | 3 | 4 | 5 | 6 | 7 |
|-----|---|---|---|---|---|---|---|

| | |
|---|------------------|
| Mountain-View Funds Rating ² | EDA ³ |
| ▲▲▲▲▲ | 80 |

Yearly Performance

| | |
|------|---------|
| 2023 | +8.88% |
| 2022 | -19.34% |
| 2021 | +12.86% |
| 2020 | +10.09% |
| 2019 | +23.16% |

| Master data | | Conditions | | Other figures | |
|---------------------|---|---|-------|--------------------|-------|
| Fund type | Single fund | Issue surcharge | 5.00% | Minimum investment | UNT 0 |
| Category | Equity | Planned administr. fee | 0.00% | Savings plan | - |
| Sub category | Sector Health / Pharma | Deposit fees | 0.07% | UCITS / OGAW | Yes |
| Fund domicile | Luxembourg | Redemption charge | 1.00% | Performance fee | 0.00% |
| Tranch volume | (07/26/2024) USD 2.23 mill. | Ongoing charges | - | Redeployment fee | 0.00% |
| Total volume | (07/26/2024) USD 519.29 mill. | Dividends | | Investment company | |
| Launch date | 12/16/2004 | Pictet AM (EU) 6B, rue du Fort Niedergruenewald, 2226, Luxembourg Luxembourg www.am.pictet/de/germany | | | |
| KESt report funds | Yes | | | | |
| Business year start | 01.10. | | | | |
| Sustainability type | Ethics/ecology | | | | |
| Fund manager | Moritz Dullinger, Gregoire Biollaz, Tazio Storni, Lydia Haueter | | | | |

| Performance | 1M | 6M | YTD | 1Y | 2Y | 3Y | 5Y | Since start |
|------------------|--------|--------|--------|---------|---------|---------|---------|-------------|
| Performance | +1.10% | +6.15% | +5.12% | +8.11% | +13.33% | -5.71% | +25.18% | +244.38% |
| Performance p.a. | - | - | - | +8.09% | +6.45% | -1.94% | +4.59% | +6.50% |
| Sharpe ratio | 0.82 | 0.75 | 0.47 | 0.36 | 0.19 | -0.36 | 0.06 | 0.18 |
| Volatility | 12.90% | 11.97% | 11.74% | 12.29% | 14.42% | 15.81% | 16.28% | 15.27% |
| Worst month | - | -4.11% | -4.11% | -5.43% | -7.33% | -12.00% | -12.00% | -18.34% |
| Best month | - | 3.00% | 6.34% | 8.70% | 8.70% | 8.70% | 13.18% | 15.12% |
| Maximum loss | -2.06% | -6.93% | -6.93% | -13.08% | -14.27% | -29.78% | -29.78% | - |

Distribution permission

Austria, Germany, Switzerland, United Kingdom

1 Important note on update status: The displayed date refers exclusively to the calculation of the NAV.

2 The Mountain-View Data Fund Rating calculates a comparative ranking for funds using yield, volatility and trend data. For more information visit [MVD Funds Rating](#)

3 Displays the Ethical-Dynamical Ratio calculated according to standard criteria. The maximum value is 100. For more information visit [EDA](#)

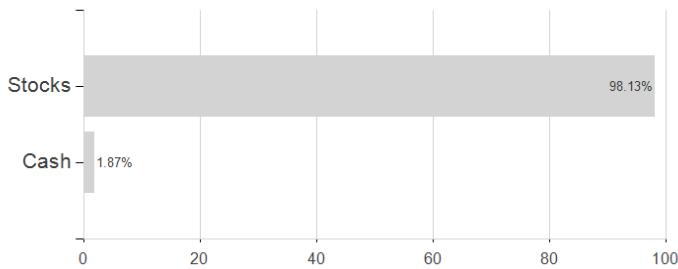
Pictet - Health - P dy USD / LU0208613470 / A0JMEH / Pictet AM (EU)

Investment goal

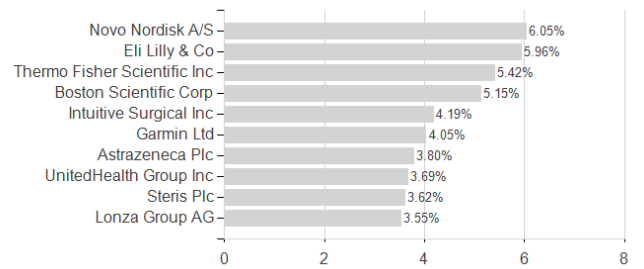
The sub-fund seeks capital growth by investing at least two-thirds of its total assets in a diversified portfolio of the shares of companies operating in the area of generic drugs. Geographically, the investment universe is not restricted to any specific zone.

Assessment Structure

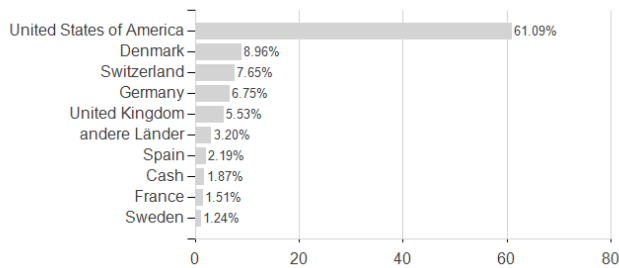
Assets



Largest positions



Countries



Branches

