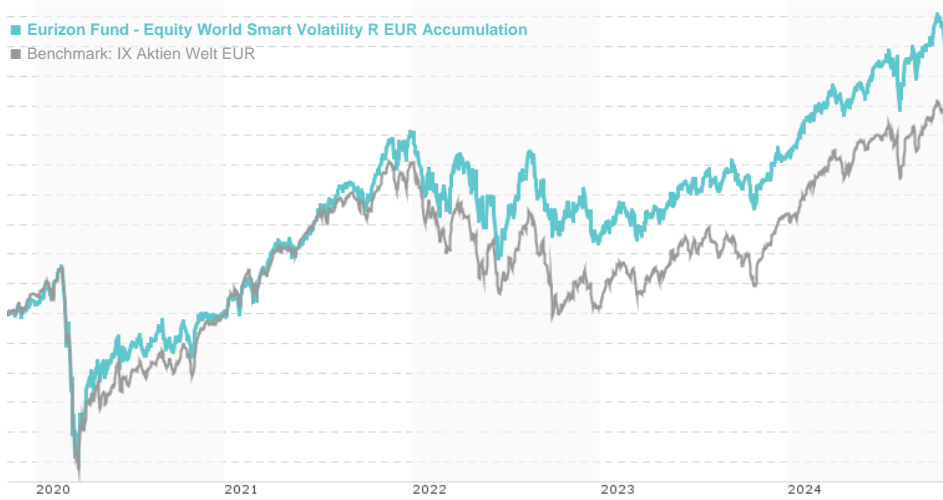


Eurizon Fund - Equity World Smart Volatility R EUR Accumulation / LU0114064917 / 625997 / Eurizon Capital

| | | | | |
|------------------------------|-----------|---------------|---------------|-------------|
| Last 11/04/2024 ¹ | Region | Branch | Type of yield | Type |
| 150.77 EUR | Worldwide | Mixed Sectors | reinvestment | Equity Fund |



Risk key figures

| | | | | | | | |
|---|---|---|---|---|---|---|------------------|
| SRI | 1 | 2 | 3 | 4 | 5 | 6 | 7 |
| Mountain-View Funds Rating ² | | | | | | | EDA ³ |
| | | | | | | | 70 |

Yearly Performance

| | |
|------|---------|
| 2023 | +12.88% |
| 2022 | -13.51% |
| 2021 | +29.30% |
| 2020 | -1.06% |
| 2019 | +24.60% |

| Master data | | Conditions | | Other figures | |
|---------------------|---------------------------------|---|-------|---------------------------|------------|
| Fund type | Single fund | Issue surcharge | 3.00% | Minimum investment | EUR 500.00 |
| Category | Equity | Planned administr. fee | 0.00% | Savings plan | - |
| Sub category | Mixed Sectors | Deposit fees | 0.00% | UCITS / OGAW | Yes |
| Fund domicile | Luxembourg | Redemption charge | 0.00% | Performance fee | 0.00% |
| Tranch volume | (11/04/2024) EUR 1,051.56 mill. | Ongoing charges | - | Redeployment fee | 0.00% |
| Total volume | (11/04/2024) EUR 1,188.08 mill. | Dividends | | Investment company | |
| Launch date | 1/15/2001 | Eurizon Capital | | | |
| KESt report funds | Yes | 28, boulevard Kockelscheuer, L-1821, Luxembourg | | | |
| Business year start | 01.01. | Luxembourg | | | |
| Sustainability type | - | http://www.eurizoncapital.lu | | | |
| Fund manager | Roberto Berzero | | | | |

| Performance | 1M | 6M | YTD | 1Y | 2Y | 3Y | 5Y | Since start |
|------------------|--------|--------|---------|---------|---------|---------|---------|-------------|
| Performance | -0.65% | +6.75% | +14.81% | +19.89% | +24.75% | +14.76% | +46.81% | +50.65% |
| Performance p.a. | - | - | - | +19.95% | +11.67% | +4.69% | +7.97% | +1.74% |
| Sharpe ratio | -1.14 | 1.04 | 1.57 | 1.86 | 0.87 | 0.13 | 0.31 | -0.07 |
| Volatility | 9.14% | 10.49% | 9.41% | 9.12% | 9.93% | 12.76% | 15.59% | 19.69% |
| Worst month | - | -0.02% | -2.68% | -2.68% | -7.26% | -7.26% | -12.46% | -16.72% |
| Best month | - | 3.28% | 3.28% | 3.94% | 3.94% | 9.78% | 9.78% | 23.96% |
| Maximum loss | -3.23% | -6.89% | -6.89% | -6.89% | -7.54% | -16.37% | -31.56% | - |

Distribution permission

Austria, Czech Republic

¹ Important note on update status: The displayed date refers exclusively to the calculation of the NAV.

Eurizon Fund - Equity World Smart Volatility R EUR Accumulation / LU0114064917 / 625997 / Eurizon Capital

2 The Mountain-View Data Fund Rating calculates a comparative ranking for funds using yield, volatility and trend data. For more information visit [MVD Funds Rating](#)

Investment strategy

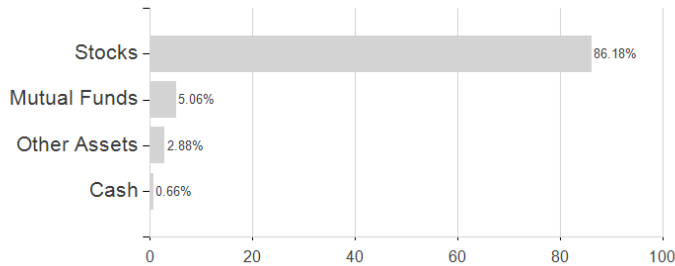
In actively managing the fund, the investment manager uses quantitative analysis to overweight securities that appear to have lower volatility, and applies portfolio construction rules to improve overall performance (quantitative approach). The fund's exposure to securities, and thus its performance, are likely to differ moderately from those of the benchmark.

Investment goal

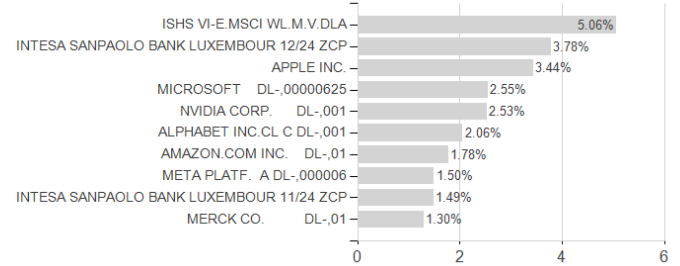
To increase the value of your investment over time, while seeking a better risk-adjusted return than the benchmark.

Assessment Structure

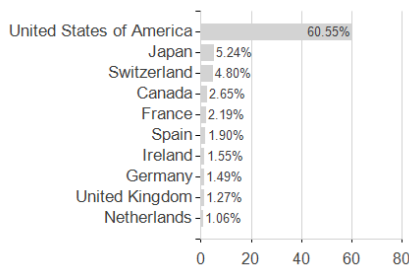
Assets



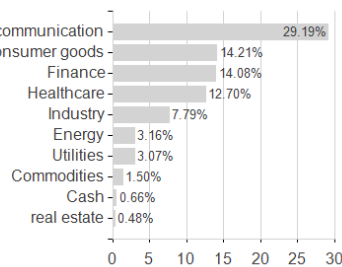
Largest positions



Countries



Branches



Currencies

