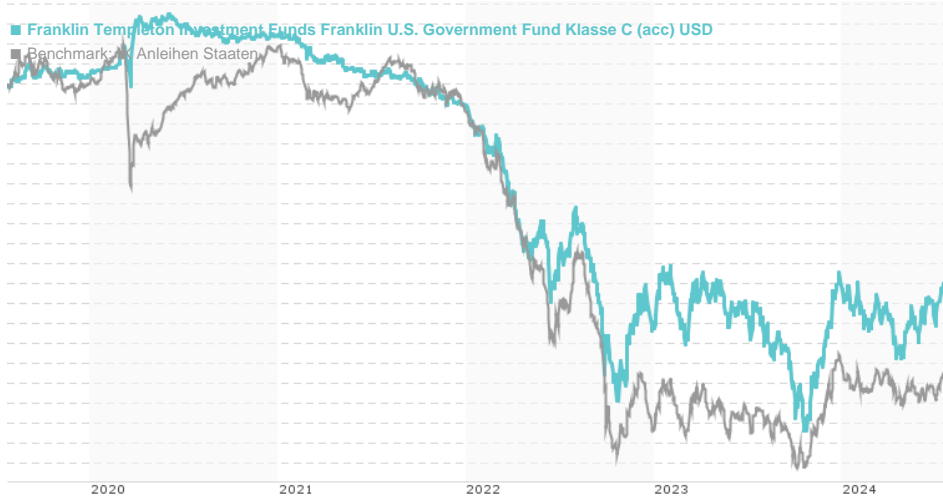


Franklin Templeton Investment Funds Franklin U.S. Government Fund Klasse C (acc) USD / LU0152907142 / 723917 /

Last 07/23/2024 ¹	Country	Branch	Type of yield	Type
12.26 USD	United States of America	Government Bonds	reinvestment	Fixed-Income Fund



Risk key figures

SRI	1	2	3	4	5	6	7
-----	---	---	---	---	---	---	---

Mountain-View Funds Rating² EDA³



Yearly Performance

2023	+2.75%
2022	-11.30%
2021	-3.42%
2020	+1.96%
2019	+4.17%

Master data		Conditions		Other figures	
Fund type	Single fund	Issue surcharge	0.00%	Minimum investment	EUR 1,000.00
Category	Bonds	Planned administr. fee	0.00%	Savings plan	-
Sub category	Government Bonds	Deposit fees	0.14%	UCITS / OGAW	Yes
Fund domicile	Luxembourg	Redemption charge	1.00%	Performance fee	0.00%
Tranch volume	(06/28/2024) USD 23.22 mill.	Ongoing charges	-	Redeployment fee	0.00%
Total volume	(06/28/2024) USD 795.01 mill.	Dividends		Investment company	
Launch date	9/9/2002	Franklin Templeton			
KESt report funds	No	Schottenring 16, 2.OG, 1010, Wien			
Business year start	01.07.	Austria			
Sustainability type	-	https://www.franklintempleton.at			
Fund manager	Paul Varunok, Neil Dhruv				

Performance	1M	6M	YTD	1Y	2Y	3Y	5Y	Since start
Performance	+0.49%	+0.99%	-0.65%	+1.16%	-3.16%	-10.97%	-10.31%	+22.60%
Performance p.a.	-	-	-	+1.16%	-1.59%	-3.79%	-2.15%	+0.94%
Sharpe ratio	0.56	-0.36	-0.80	-0.36	-0.72	-1.15	-1.13	-0.80
Volatility	5.18%	6.16%	6.11%	7.00%	7.38%	6.50%	5.20%	3.44%
Worst month	-	-2.80%	-2.80%	-3.09%	-4.90%	-4.90%	-4.90%	-4.90%
Best month	-	1.61%	3.78%	4.39%	4.39%	4.39%	4.39%	4.39%
Maximum loss	-1.39%	-4.22%	-4.22%	-6.91%	-11.92%	-17.98%	-20.13%	-

Distribution permission

Austria, Germany, Switzerland, United Kingdom

1 Important note on update status: The displayed date refers exclusively to the calculation of the NAV.

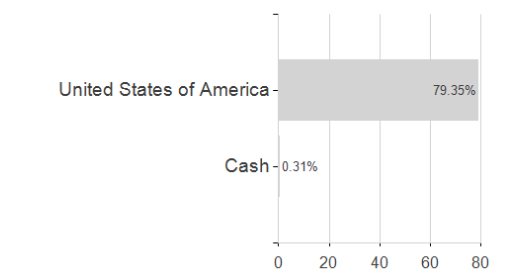
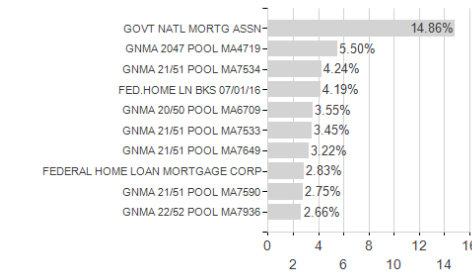
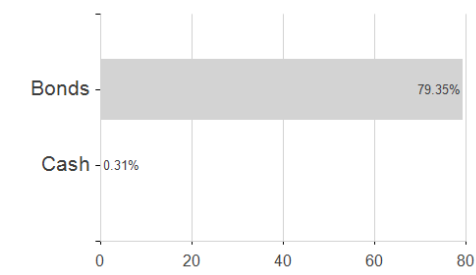
2 The Mountain-View Data Fund Rating calculates a comparative ranking for funds using yield, volatility and trend data. For more information visit [MVD Funds Rating](#)

3 Displays the Ethical-Dynamical Ratio calculated according to standard criteria. The maximum value is 100. For more information visit [EDA](#)

Franklin Templeton Investment Funds Franklin U.S. Government Fund Klasse C (acc) USD / LU0152907142 / 723917 /

Assessment Structure

Assets Largest positions Countries



Issuer Duration Currencies

