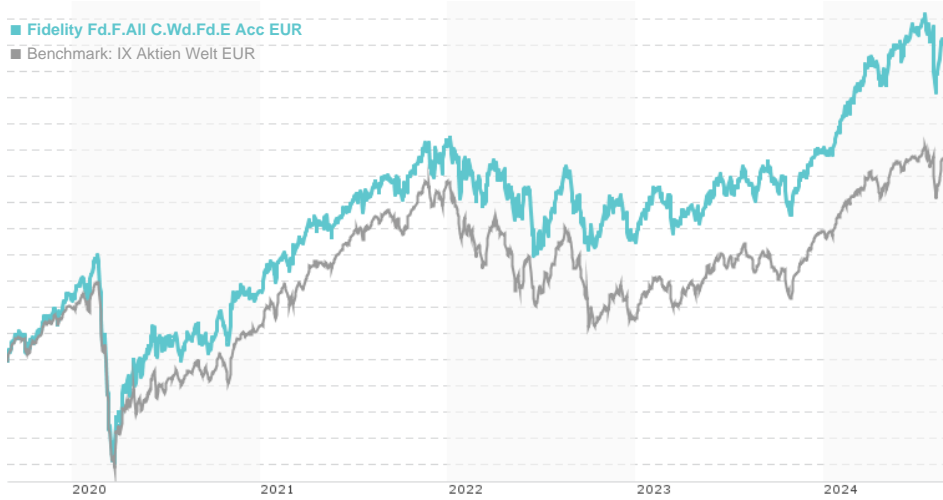


Fidelity Fd.F.All C.Wd.Fd.E Acc EUR / LU0267387339 / A0MJQG / FIL IM (LU)

Last 08/26/2024 ¹	Region	Branch	Type of yield	Type
29.77 EUR	Worldwide	Mixed Sectors	reinvestment	Equity Fund



Risk key figures

SRI	1	2	3	4	5	6	7
Mountain-View Funds Rating ²	EDA ³						
	71						

Yearly Performance

2023	+14.23%
2022	-12.86%
2021	+24.25%
2020	+1.69%
2019	+30.31%

Master data		Conditions		Other figures	
Fund type	Single fund	Issue surcharge	0.00%	Minimum investment	USD 2,500.00
Category	Equity	Planned administr. fee	0.00%	Savings plan	-
Sub category	Mixed Sectors	Deposit fees	0.35%	UCITS / OGAW	Yes
Fund domicile	Luxembourg	Redemption charge	0.00%	Performance fee	0.00%
Tranch volume	(08/26/2024) USD 20.80 mill.	Ongoing charges	-	Redeployment fee	0.00%
Total volume	(07/31/2024) USD 271.02 mill.	Dividends		Investment company	
Launch date	10/30/2006	FIL IM (LU)			
KESt report funds	No	Kärntner Straße 9, Top 8, 1010, Wien			
Business year start	01.05.	Austria			
Sustainability type	-	https://www.fidelity.at			
Fund manager	Matt Jones, Hiten Savani				

Performance	1M	6M	YTD	1Y	2Y	3Y	5Y	Since start
Performance	-0.63%	+7.16%	+14.46%	+19.70%	+19.70%	+19.32%	+61.18%	+197.70%
Performance p.a.	-	-	-	+19.76%	+9.40%	+6.06%	+10.01%	+6.31%
Sharpe ratio	-0.53	0.95	1.71	1.51	0.49	0.19	0.41	0.17
Volatility	20.21%	11.95%	11.43%	10.82%	11.93%	13.66%	16.00%	16.09%
Worst month	-	-2.12%	-2.12%	-3.81%	-6.26%	-8.08%	-12.13%	-12.13%
Best month	-	5.06%	5.06%	5.06%	5.88%	8.26%	9.14%	13.04%
Maximum loss	-7.64%	-8.96%	-8.96%	-8.96%	-9.57%	-15.86%	-32.96%	-

Distribution permission

Austria, Germany, Switzerland, United Kingdom, Luxembourg

1 Important note on update status: The displayed date refers exclusively to the calculation of the NAV.

2 The Mountain-View Data Fund Rating calculates a comparative ranking for funds using yield, volatility and trend data. For more information visit [MVD Funds Rating](#)

3 Displays the Ethical-Dynamical Ratio calculated according to standard criteria. The maximum value is 100. For more information visit [EDA](#)

Fidelity Fd.F.All C.Wd.Fd.E Acc EUR / LU0267387339 / A0MJQG / FIL IM (LU)

Investment strategy

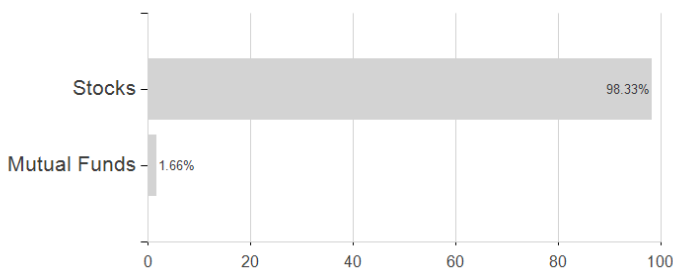
The fund invests at least 70% of its assets, in equities of companies in developed and emerging markets anywhere in the world. The fund invests at least 50% of its assets in securities of companies with favourable environmental, social and governance (ESG) characteristics. The fund may also invest in money market instruments on an ancillary basis. The fund may invest less than 30% of its assets (directly and/or indirectly) in China A and B shares (in aggregate). In actively managing the fund, the Investment Manager considers growth and valuation metrics, company financials, return on capital, cash flows and other measures, as well as company management, industry, economic conditions, and other factors. The Investment Manager also considers ESG characteristics when assessing investment risks and opportunities. Investments are usually focused on the highest conviction stock recommendations identified by FIL Group research analysts, other than in extreme market conditions or where required to meet the investment objective of the fund. In determining favourable ESG characteristics, the Investment Manager takes into account ESG ratings provided by Fidelity or external agencies. Through the investment management process the Investment Manager aims to ensure that investee companies follow good governance practices. The fund adheres to the Fidelity Sustainable Investing Framework standards. For more information, see "Sustainable Investing and ESG Integration".

Investment goal

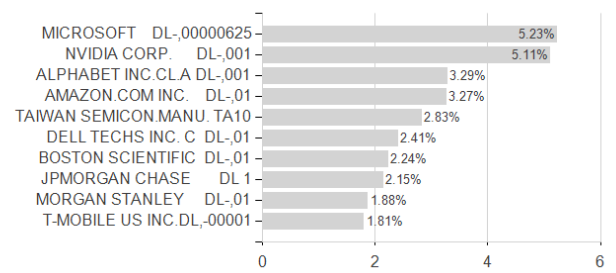
The fund aims to achieve capital growth over the long term.

Assessment Structure

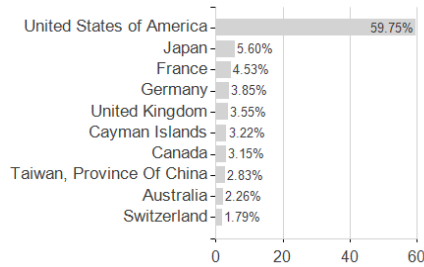
Assets



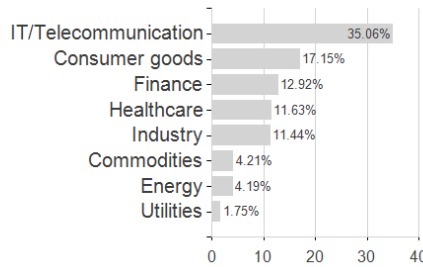
Largest positions



Countries



Branches



Currencies

