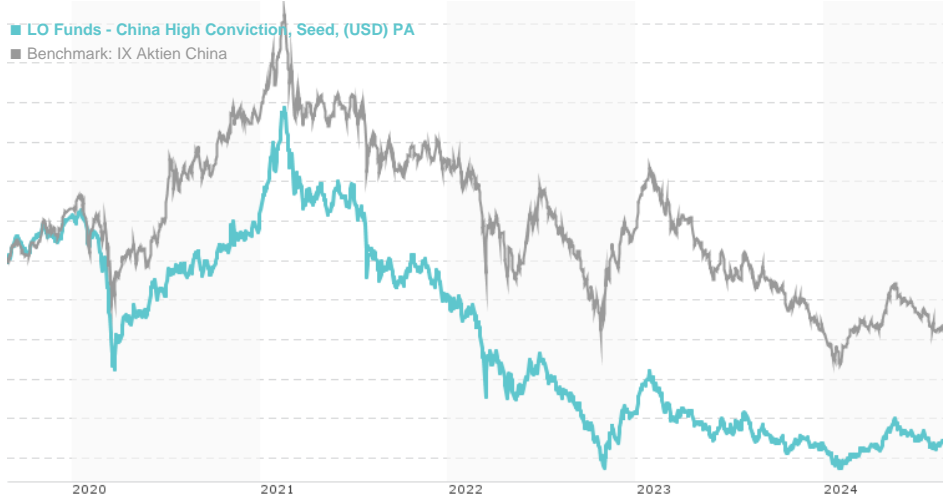


LO Funds - China High Conviction, Seed, (USD) PA / LU0293415914 / A0MNQ2 / Lombard Odier F.(EU)

| | | | | |
|------------------------------|---------|---------------|---------------|-------------|
| Last 08/26/2024 ¹ | Country | Branch | Type of yield | Type |
| 3.49 USD | China | Mixed Sectors | reinvestment | Equity Fund |



Risk key figures

| | | | | | | | | |
|-----------------------------------------|---|---|---|---|---|---|---|------------------|
| SRI | 1 | 2 | 3 | 4 | 5 | 6 | 7 | |
| Mountain-View Funds Rating ² | | | | | | | | EDA ³ |
| | | | | | | | | 72 |

Yearly Performance

| | |
|------|---------|
| 2023 | -12.17% |
| 2022 | -32.64% |
| 2021 | -19.13% |
| 2020 | +1.73% |
| 2019 | +7.57% |

| Master data | | Conditions | | Other figures | |
|---------------------|------------------------------|---------------------------------------------------------------------------------------------------------------------------------------------------------|-------|--------------------|--------------|
| Fund type | Single fund | Issue surcharge | 5.00% | Minimum investment | EUR 3,000.00 |
| Category | Equity | Planned administr. fee | 0.00% | Savings plan | - |
| Sub category | Mixed Sectors | Deposit fees | 0.00% | UCITS / OGAW | Yes |
| Fund domicile | Luxembourg | Redemption charge | 0.00% | Performance fee | 0.00% |
| Tranch volume | (08/26/2024) USD 1.04 mill. | Ongoing charges | - | Redeployment fee | 0.00% |
| Total volume | (08/26/2024) USD 18.91 mill. | Dividends | | Investment company | |
| Launch date | 10/18/2007 | Lombard Odier F.(EU) 291, route d'Arlon, L-1150, Luxembourg Luxembourg https://www.lombardodier.com | | | |
| KESt report funds | Yes | | | | |
| Business year start | 01.10. | | | | |
| Sustainability type | - | | | | |
| Fund manager | O. Lange-Broussy, J. Chua | | | | |

| Performance | 1M | 6M | YTD | 1Y | 2Y | 3Y | 5Y | Since start |
|------------------|--------|---------|---------|---------|---------|---------|---------|-------------|
| Performance | +1.50% | +6.34% | +0.25% | -2.67% | -18.82% | -44.44% | -45.30% | -65.07% |
| Performance p.a. | - | - | - | -2.68% | -9.89% | -17.77% | -11.35% | -6.05% |
| Sharpe ratio | 1.06 | 0.61 | -0.18 | -0.35 | -0.59 | -0.86 | -0.62 | -0.50 |
| Volatility | 14.74% | 15.76% | 17.08% | 17.65% | 22.82% | 24.80% | 23.89% | 19.21% |
| Worst month | - | -2.51% | -11.65% | -11.65% | -16.68% | -16.68% | -16.68% | -25.12% |
| Best month | - | 6.87% | 6.87% | 6.87% | 21.71% | 21.71% | 21.71% | 21.71% |
| Maximum loss | -2.87% | -13.01% | -13.01% | -19.19% | -34.26% | -53.22% | -65.75% | - |

Distribution permission

Austria, Germany, Switzerland, United Kingdom

¹ Important note on update status: The displayed date refers exclusively to the calculation of the NAV.
² The Mountain-View Data Fund Rating calculates a comparative ranking for funds using yield, volatility and trend data. For more information visit [MVD Funds Rating](#)
³ Displays the Ethical-Dynamical Ratio calculated according to standard criteria. The maximum value is 100. For more information visit [EDA](#)

LO Funds - China High Conviction, Seed, (USD) PA / LU0293415914 / A0MNQ2 / Lombard Odier F.(EU)

Investment strategy

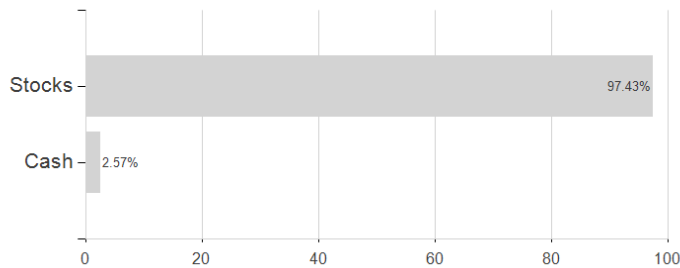
Securities targeted by the Sub-Fund can be similar to those of the index to an extent that varies overtime but their weighting is expected to materially differ. The performance of the Sub-Fund may deviate materially from that of the index. The Sub-Fund invests in equity and equity related securities issued by companies incorporated or exercising a prominent part of their business activities, directly or indirectly in China. The Sub-Fund seeks to invest in high quality companies with sustainable financial models, business practices and business models showing resilience and the ability to evolve and benefit from long term structural trends using LOIM proprietary ESG and Sustainability Profiling tools and methodologies. As part of its China exposure, the Sub-Fund may invest up to 100% of its net assets in shares issued by mainland China-incorporated companies (including China AShares).

Investment goal

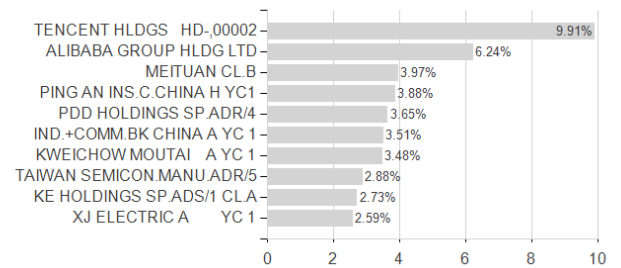
The Sub-Fund is actively managed. The MSCI China All Shares TR ND index is used for performance comparison as well as internal risk monitoring purposes, without implying any particular constraints to the Sub-Fund's investments.

Assessment Structure

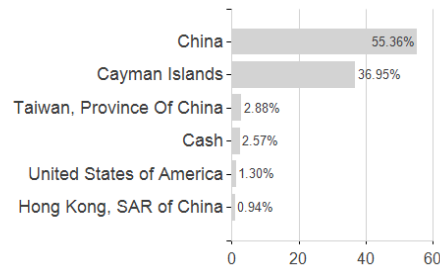
Assets



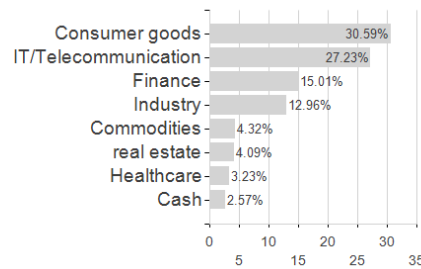
Largest positions



Countries



Branches



Currencies

