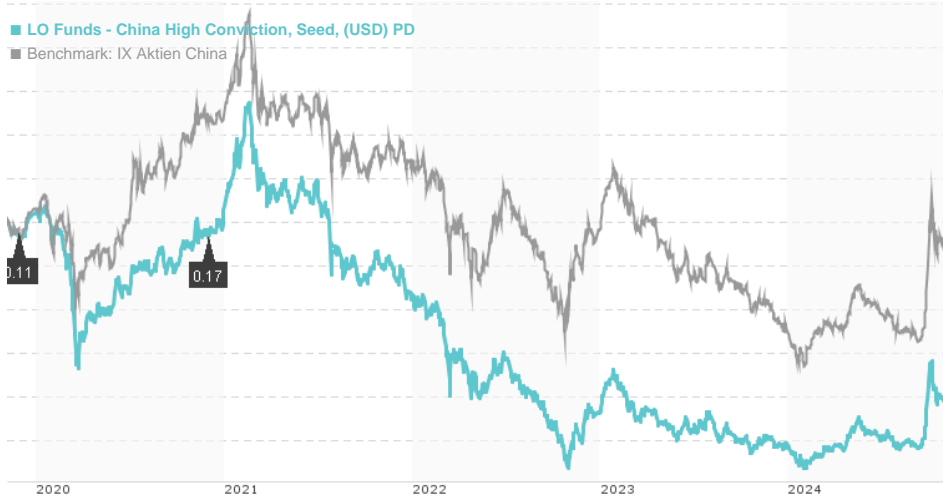


LO Funds - China High Conviction, Seed, (USD) PD / LU0293416136 / A0MNQ3 / Lombard Odier F.(EU)

Last 11/04/2024 ¹	Country	Branch	Type of yield	Type
3.46 USD	China	Mixed Sectors	paying dividend	Equity Fund



Risk key figures

SRI	1	2	3	4	5	6	7	
Mountain-View Funds Rating ²							EDA ³	72

Yearly Performance

2023	-12.18%
2022	-32.64%
2021	-19.14%
2020	+1.73%
2019	+7.57%

Master data		Conditions		Other figures	
Fund type	Single fund	Issue surcharge	5.00%	Minimum investment	EUR 3,000.00
Category	Equity	Planned administr. fee	0.00%	Savings plan	-
Sub category	Mixed Sectors	Deposit fees	0.00%	UCITS / OGAW	Yes
Fund domicile	Luxembourg	Redemption charge	0.00%	Performance fee	0.00%
Tranch volume	(11/04/2024) USD 1.61 mill.	Ongoing charges	-	Redeployment fee	0.00%
Total volume	(11/04/2024) USD 21.16 mill.	Dividends		Investment company	
Launch date	10/17/2007	30.11.2020	0.17 USD	Lombard Odier F.(EU)	
KESt report funds	Yes	27.11.2019	0.11 USD	291, route d'Arlon, L-1150, Luxembourg	
Business year start	01.10.	28.11.2018	0.16 USD	Luxembourg	
Sustainability type	-	30.11.2017	0.08 USD	https://www.lombardodier.com	
Fund manager	O. Lange-Broussy, J. Chua	30.11.2016	0.05 USD		

Performance	1M	6M	YTD	1Y	2Y	3Y	5Y	Since start
Performance	-11.56%	+12.79%	+20.94%	+18.66%	+22.29%	-33.59%	-39.70%	-57.23%
Performance p.a.	-	-	-	+18.72%	+10.57%	-12.74%	-9.61%	-4.86%
Sharpe ratio	-2.11	0.92	0.95	0.69	0.32	-0.60	-0.51	-0.41
Volatility	37.63%	26.32%	23.35%	22.66%	23.43%	26.20%	24.92%	19.51%
Worst month	-	-5.94%	-11.65%	-11.65%	-11.65%	-16.68%	-16.68%	-25.12%
Best month	-	25.30%	25.30%	25.30%	25.30%	25.30%	25.30%	25.30%
Maximum loss	-14.77%	-14.77%	-14.77%	-14.77%	-34.26%	-52.71%	-65.75%	-

Distribution permission

Austria, Germany, Switzerland, United Kingdom

¹ Important note on update status: The displayed date refers exclusively to the calculation of the NAV.

² The Mountain-View Data Fund Rating calculates a comparative ranking for funds using yield, volatility and trend data. For more information visit [MVD Funds Rating](#)

³ Displays the Ethical-Dynamical Ratio calculated according to standard criteria. The maximum value is 100. For more information visit [EDA](#)

LO Funds - China High Conviction, Seed, (USD) PD / LU0293416136 / A0MNQ3 / Lombard Odier F.(EU)

Investment strategy

Securities targeted by the Sub-Fund can be similar to those of the index to an extent that varies overtime but their weighting is expected to materially differ. The performance of the Sub-Fund may deviate materially from that of the index. The Sub-Fund invests in equity and equity related securities issued by companies incorporated or exercising a prominent part of their business activities, directly or indirectly in China. The Sub-Fund seeks to invest in high quality companies with sustainable financial models, business practices and business models showing resilience and the ability to evolve and benefit from long term structural trends using LOIM proprietary ESG and Sustainability Profiling tools and methodologies. As part of its China exposure, the Sub-Fund may invest up to 100% of its net assets in shares issued by mainland China-incorporated companies (including China AShares).

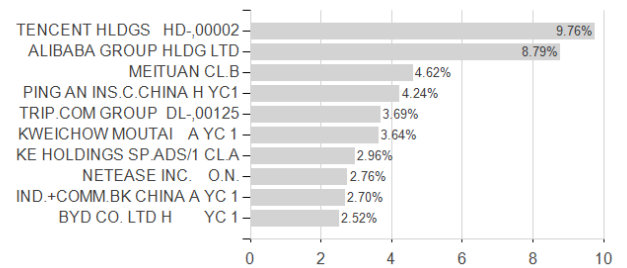
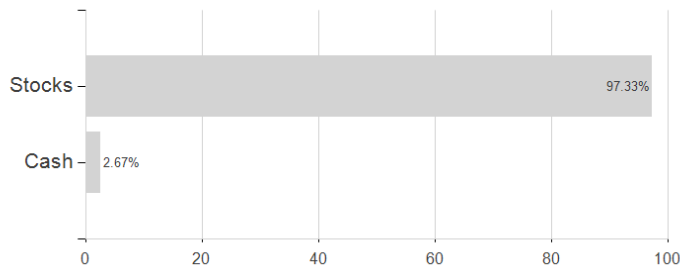
Investment goal

The Sub-Fund is actively managed. The MSCI China All Shares TR ND index is used for performance comparison as well as internal risk monitoring purposes, without implying any particular constraints to the Sub-Fund's investments.

Assessment Structure

Assets

Largest positions



Countries

Branches

Currencies

