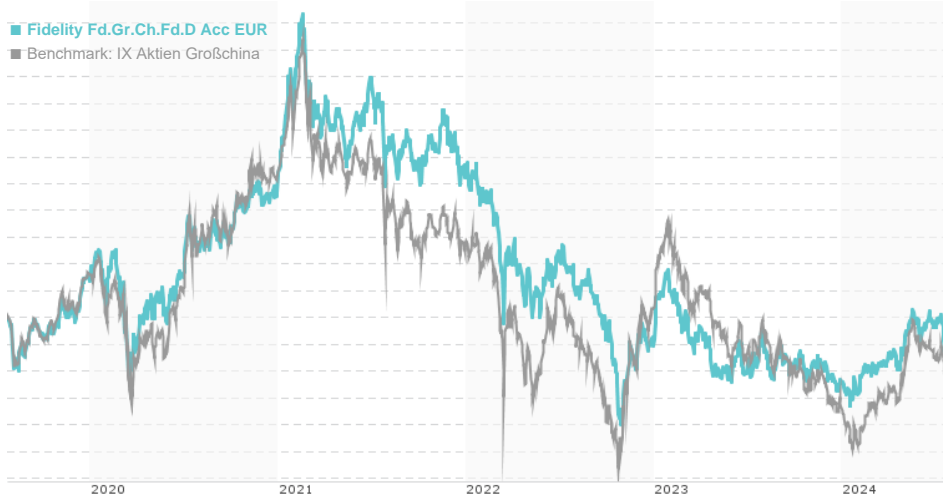


Fidelity Fd.Gr.Ch.Fd.D Acc EUR / LU1387835611 / FID003 / FIL IM (LU)

Last 07/23/2024 <sup>1</sup>	Region	Branch	Type of yield	Type
15.06 EUR	Greater China	Mixed Sectors	reinvestment	Equity Fund



**Risk key figures**

SRI: 1 2 3 4 **5** 6 7

Mountain-View Funds Rating<sup>2</sup>: **EDA<sup>3</sup>**

▲ ▲ ▲ ▲ ▲ ▲ 75

**Yearly Performance**

2023	-6.74%
2022	-26.15%
2021	+1.08%
2020	+19.01%
2019	+27.35%

Master data		Conditions		Other figures	
Fund type	Single fund	Issue surcharge	4.00%	Minimum investment	USD 2,500.00
Category	Equity	Planned administr. fee	0.00%	Savings plan	-
Sub category	Mixed Sectors	Deposit fees	0.35%	UCITS / OGAW	Yes
Fund domicile	Luxembourg	Redemption charge	0.00%	Performance fee	0.00%
Tranch volume	(07/23/2024) EUR 2.22 mill.	Ongoing charges	-	Redeployment fee	0.00%
Total volume	(06/28/2024) EUR 805.05 mill.	<b>Dividends</b>		<b>Investment company</b>	
Launch date	5/4/2016			FIL IM (LU)	
KESt report funds	No			Kärntner Straße 9, Top 8, 1010, Wien	
Business year start	01.05.			Austria	
Sustainability type	-			https://www.fidelity.at	
Fund manager	Theresa Zhou, Ben Li				

Performance	1M	6M	YTD	1Y	2Y	3Y	5Y	Since start
Performance	-5.16%	+8.74%	+6.66%	+1.01%	-12.90%	-30.95%	-4.98%	+50.60%
Performance p.a.	-	-	-	+1.01%	-6.68%	-11.60%	-1.02%	+2.32%
Sharpe ratio	-3.67	0.96	0.56	-0.16	-0.54	-0.72	-0.22	-0.09
Volatility	14.28%	15.22%	15.23%	16.49%	19.39%	21.32%	21.17%	15.46%
Worst month	-	-4.86%	-4.86%	-4.86%	-16.66%	-16.66%	-16.66%	-16.66%
Best month	-	5.56%	5.56%	8.00%	20.14%	20.14%	20.14%	38.97%
Maximum loss	-6.73%	-7.65%	-7.65%	-14.36%	-27.08%	-42.23%	-48.80%	-

**Distribution permission**

Austria, Germany, Switzerland

<sup>1</sup> Important note on update status: The displayed date refers exclusively to the calculation of the NAV.

<sup>2</sup> The Mountain-View Data Fund Rating calculates a comparative ranking for funds using yield, volatility and trend data. For more information visit [MVD Funds Rating](#)

<sup>3</sup> Displays the Ethical-Dynamical Ratio calculated according to standard criteria. The maximum value is 100. For more information visit [EDA](#)

**Fidelity Fd.Gr.Ch.Fd.D Acc EUR / LU1387835611 / FID003 / FIL IM (LU)**

**Investment strategy**

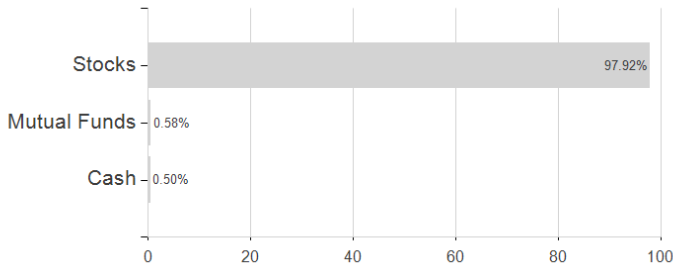
The manager focuses on large and medium-sized companies, which tend to have a longer track record in terms of management capability, corporate strategy and shareholder value creation, thereby rendering fundamental analysis more meaningful and useful. Moreover, these companies are generally more generous in paying out dividends. Meanwhile, smaller companies in the region are typically more illiquid with high business risks, and therefore less attractive.

**Investment goal**

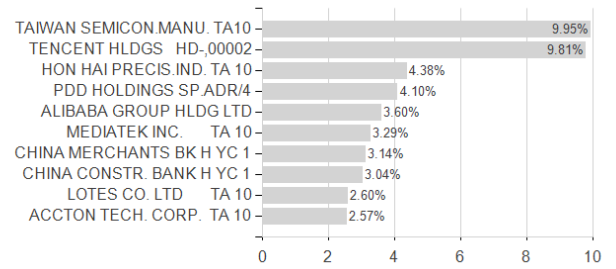
Invests principally in equity securities quoted on stock exchanges in Hong Kong, China and Taiwan.

**Assessment Structure**

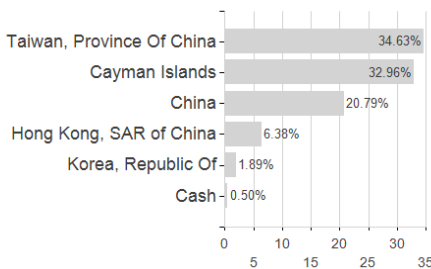
**Assets**



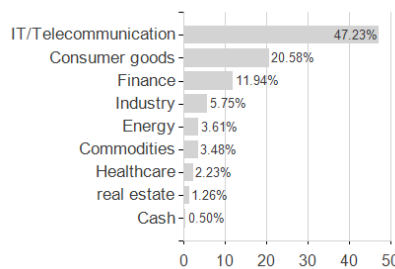
**Largest positions**



**Countries**



**Branches**



**Currencies**

