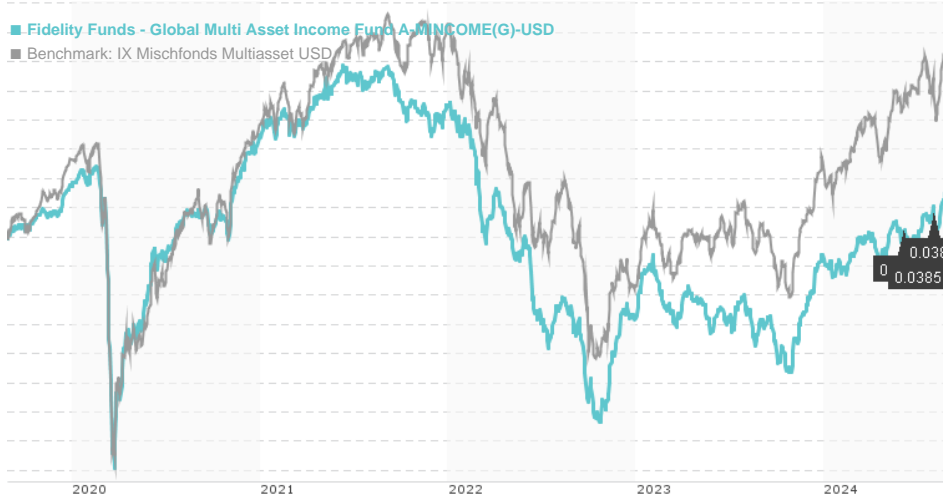


Fidelity Funds - Global Multi Asset Income Fund A-MINCOME(G)-USD / LU0905234141 / A12BDC / FIL IM (LU)

Last 08/26/2024 ¹	Region	Branch	Type of yield	Type
7.80 USD	Worldwide	Multi-asset	paying dividend	Mixed Fund



Risk key figures

SRI	1	2	3	4	5	6	7
Mountain-View Funds Rating ²	EDA ³						72

Yearly Performance

2023	+4.64%
2022	-13.35%
2021	+2.00%
2020	+3.23%
2019	+12.81%

Master data		Conditions		Other figures	
Fund type	Single fund	Issue surcharge	5.25%	Minimum investment	USD 2,500.00
Category	Mixed Fund	Planned administr. fee	0.00%	Savings plan	-
Sub category	Multi-asset	Deposit fees	0.35%	UCITS / OGAW	Yes
Fund domicile	Luxembourg	Redemption charge	0.00%	Performance fee	0.00%
Tranch volume	(08/26/2024) USD 587.02 mill.	Ongoing charges	-	Redeployment fee	0.00%
Total volume	(07/31/2024) USD 5,059.98 mill.	Dividends		Investment company	
Launch date	3/27/2013	01.08.2024	0.04 USD	FIL IM (LU)	
KESr report funds	Yes	01.07.2024	0.04 USD	Kärntner Straße 9, Top 8, 1010, Wien	
Business year start	01.05.	03.06.2024	0.04 USD	Austria	
Sustainability type	-	01.05.2024	0.04 USD	https://www.fidelity.at	
Fund manager	Talib Sheikh, Becky Qin, George Efstathiopoulos	01.04.2024	0.04 USD		

Performance	1M	6M	YTD	1Y	2Y	3Y	5Y	Since start
Performance	+1.50%	+4.30%	+4.28%	+9.90%	+8.13%	-7.32%	+3.20%	+35.01%
Performance p.a.	-	-	-	+9.93%	+3.98%	-2.50%	+0.63%	+1.69%
Sharpe ratio	2.04	1.04	0.65	1.21	0.08	-1.05	-0.45	-0.13
Volatility	7.67%	5.05%	4.87%	5.31%	5.58%	5.73%	6.43%	13.90%
Worst month	-	-1.38%	-1.38%	-2.32%	-5.75%	-5.75%	-10.63%	-15.72%
Best month	-	2.20%	3.60%	5.02%	5.63%	5.63%	5.63%	36.17%
Maximum loss	-2.75%	-2.75%	-2.75%	-4.13%	-8.36%	-21.84%	-21.88%	-

Distribution permission

Austria, Germany, Switzerland, Luxembourg

¹ Important note on update status: The displayed date refers exclusively to the calculation of the NAV.

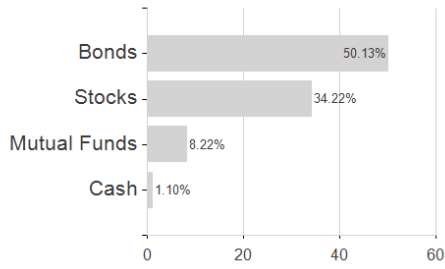
² The Mountain-View Data Fund Rating calculates a comparative ranking for funds using yield, volatility and trend data. For more information visit [MVD Funds Rating](#)

³ Displays the Ethical-Dynamical Ratio calculated according to standard criteria. The maximum value is 100. For more information visit [EDA](#)

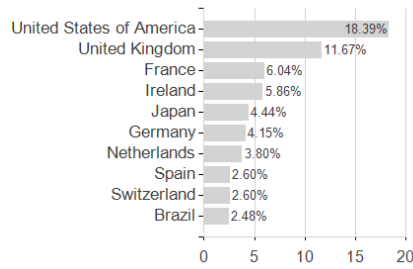
Fidelity Funds - Global Multi Asset Income Fund A-MINCOME(G)-USD / LU0905234141 / A12BDC / FIL IM (LU)

Assessment Structure

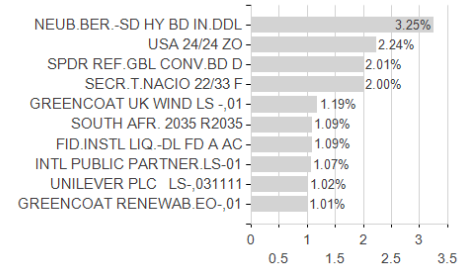
Assets



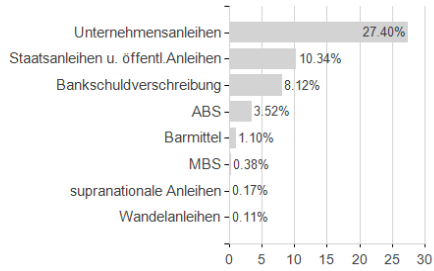
Countries



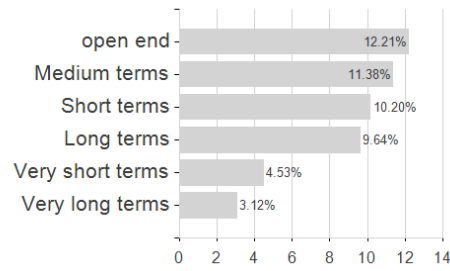
Largest positions



Issuer



Duration



Currencies

