

CT (Lux) Global Focus DU USD / LU0096362180 / 935517 / Threadneedle M. (LU)

Last 07/10/2024 ¹	Region	Branch	Type of yield	Type
64.30 USD	Worldwide	Mixed Sectors	reinvestment	Equity Fund



Risk key figures

SRI	1	2	3	4	5	6	7	
Mountain-View Funds Rating ²							EDA ³	74

Yearly Performance

2023	+22.91%
2022	-27.05%
2021	+21.57%
2020	+25.84%
2019	+32.90%

Master data		Conditions		Other figures	
Fund type	Single fund	Issue surcharge	1.00%	Minimum investment	USD 2,500.00
Category	Equity	Planned administr. fee	0.00%	Savings plan	-
Sub category	Mixed Sectors	Deposit fees	0.00%	UCITS / OGAW	Yes
Fund domicile	Luxembourg	Redemption charge	0.00%	Performance fee	0.00%
Tranch volume	(07/10/2024) USD 100.90 mill.	Ongoing charges	-	Redeployment fee	0.00%
Total volume	(07/10/2024) USD 3,933.69 mill.	Dividends		Investment company	
Launch date	5/26/1999	Threadneedle M. (LU)			
KESr report funds	No	49, avenue J.F. Kennedy, 1855, Luxembourg			
Business year start	01.04.	Luxembourg			
Sustainability type	-	https://www.columbiathreadneedle.lu			
Fund manager	Alex Lee, David Dudding				

Performance	1M	6M	YTD	1Y	2Y	3Y	5Y	Since start
Performance	+4.08%	+19.15%	+18.97%	+28.33%	+46.22%	+12.58%	+75.98%	+333.61%
Performance p.a.	-	-	-	+28.25%	+20.92%	+4.03%	+11.95%	+6.01%
Sharpe ratio	8.89	3.71	3.43	2.29	1.21	0.02	0.42	0.13
Volatility	6.62%	10.35%	10.47%	10.73%	14.26%	16.85%	19.52%	17.08%
Worst month	-	-3.89%	-3.89%	-5.68%	-9.87%	-10.18%	-10.18%	-19.45%
Best month	-	7.03%	7.03%	9.97%	10.14%	10.14%	11.59%	11.59%
Maximum loss	-0.62%	-6.41%	-6.41%	-10.84%	-18.07%	-34.67%	-34.67%	-

Distribution permission

Austria, Germany, Switzerland, United Kingdom, Luxembourg

¹ Important note on update status: The displayed date refers exclusively to the calculation of the NAV.

² The Mountain-View Data Fund Rating calculates a comparative ranking for funds using yield, volatility and trend data. For more information visit [MVD Funds Rating](#)

DISCLAIMER: The information on this page are for informational purposes only and should neither an offer to sell nor a solicitation for the purchase of the security or recommendation in favor of the security to be understood. baha GmbH assumes no liability despite thorough searches for the accuracy of the data.

Funds data from: www.mountain-view.com. Fact Sheet created by: www.baha.com

CT (Lux) Global Focus DU USD / LU0096362180 / 935517 / Threadneedle M. (LU)

Investment strategy

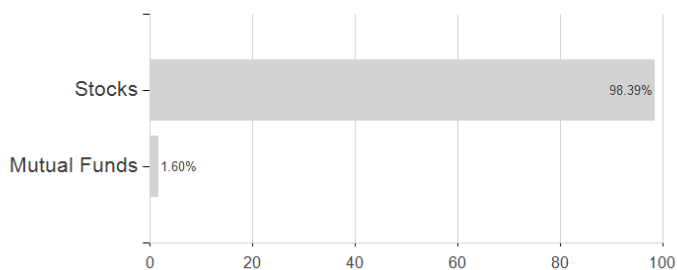
The Fund is actively managed in reference to the MSCI ACWI Index. The index is broadly representative of the companies in which the Fund invests, and provides a suitable target benchmark against which Fund performance will be measured and evaluated over time. The index is not designed to specifically consider environmental or social characteristics. The fund manager has discretion to select investments with weightings different to the index, and that are not in the index, and the Fund may display significant divergence from the index. The Fund promotes environmental and social characteristics by integrating a range of responsible investment measures into the investment process, and ensures that the companies it invests in follow good governance practices. The Fund aims to compare favourably against the index over rolling 12-month periods when assessed using the Columbia Threadneedle ESG (environmental, social and governance) Materiality Rating model, which indicates how much exposure a company has to material ESG risks and opportunities. At least 50% of the Fund is invested in companies that have a strong rating.

Investment goal

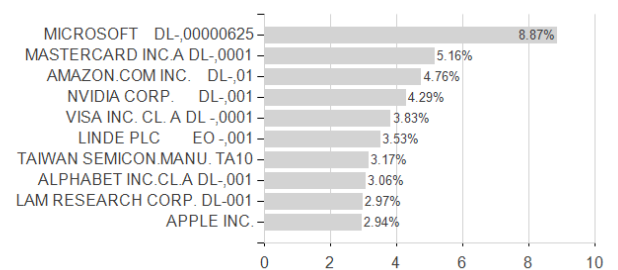
The Fund aims to increase the value of your investment over the long term. The Fund invests at least two-thirds of its assets in shares of companies worldwide. The Fund can invest in developed and emerging markets. The Fund's "focus" investment approach means it will typically hold a small number of investments compared with other funds. The Fund may use derivatives (complex instruments) for hedging purposes and may also invest in asset classes and instruments different from those stated above.

Assessment Structure

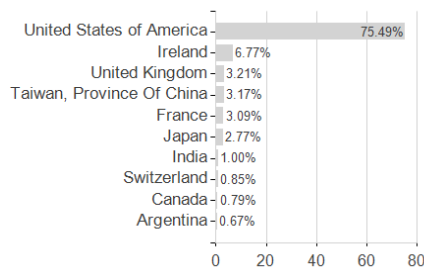
Assets



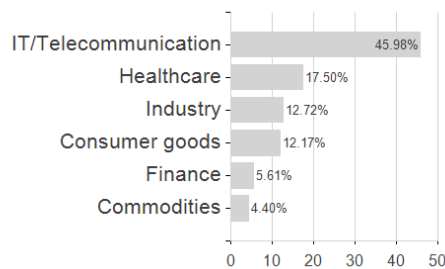
Largest positions



Countries



Branches



Currencies

