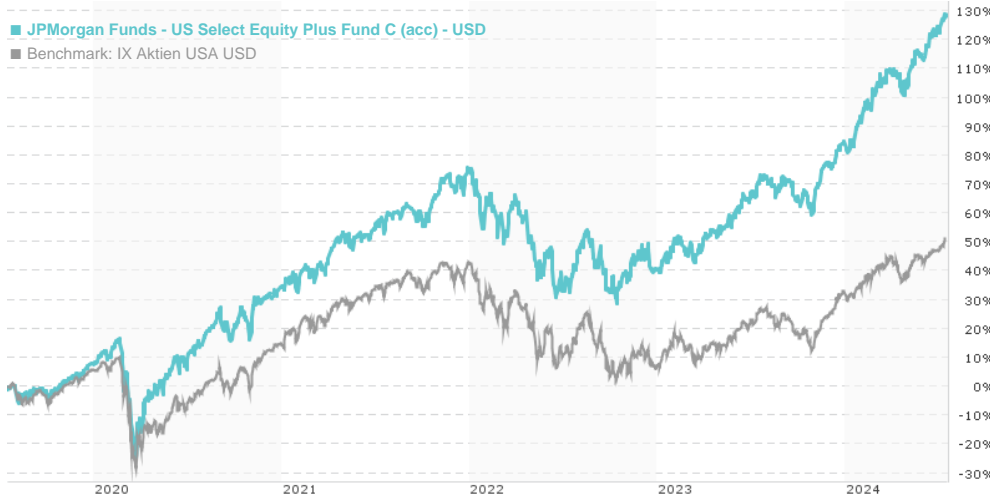


JPMorgan Funds - US Select Equity Plus Fund C (acc) - USD / LU0281484617 / A0MNVK / JPMorgan AM (EU)

Last 07/16/2024 ¹	Country	Branch	Type of yield	Type
56.56 USD	United States of America	Mixed Sectors	reinvestment	Equity Fund



Risk key figures

SRI	1	2	3	4	5	6	7
Mountain-View Funds Rating ²	EDA ³						
	▲▲▲▲▲▲▲						

Yearly Performance

2023	+31.56%
2022	-19.56%
2021	+29.80%
2020	+24.82%
2019	+29.78%

Master data		Conditions		Other figures	
-------------	--	------------	--	---------------	--

Fund type	Single fund	Issue surcharge	0.00%	Minimum investment	USD 10,000,000.00
Category	Equity	Planned administr. fee	0.00%	Savings plan	-
Sub category	Mixed Sectors	Deposit fees	0.00%	UCITS / OGAW	Yes
Fund domicile	Luxembourg	Redemption charge	0.00%	Performance fee	0.00%
Tranch volume	(07/16/2024) USD 1,085.04 mill.	Ongoing charges	-	Redeployment fee	0.00%
Total volume	(07/16/2024) USD 5,631.89 mill.	Dividends		Investment company	
Launch date	11/1/2007	JPMorgan AM (EU)			
KESt report funds	Yes	PO Box 275, 2012, Luxembourg			
Business year start	01.07.	Luxembourg			
Sustainability type	-	https://www.jpmorganassetmanagement.de			
Fund manager	Susan Bao, Steven Lee				

Performance	1M	6M	YTD	1Y	2Y	3Y	5Y	Since start
Performance	+3.40%	+23.52%	+23.68%	+34.31%	+64.61%	+45.10%	+127.88%	+465.60%
Performance p.a.	-	-	-	+34.31%	+28.34%	+13.20%	+17.89%	+10.92%
Sharpe ratio	6.10	3.94	3.66	2.59	1.66	0.54	0.73	0.37
Volatility	7.95%	12.44%	12.25%	11.83%	15.47%	17.44%	19.46%	19.37%
Worst month	-	-1.52%	-1.52%	-3.93%	-7.50%	-8.91%	-11.00%	-14.36%
Best month	-	5.54%	5.54%	9.61%	10.42%	10.42%	12.61%	13.13%
Maximum loss	-0.95%	-4.36%	-4.36%	-8.00%	-16.56%	-26.87%	-35.49%	-

Distribution permission

Austria, Germany, Switzerland, United Kingdom

¹ Important note on update status: The displayed date refers exclusively to the calculation of the NAV.

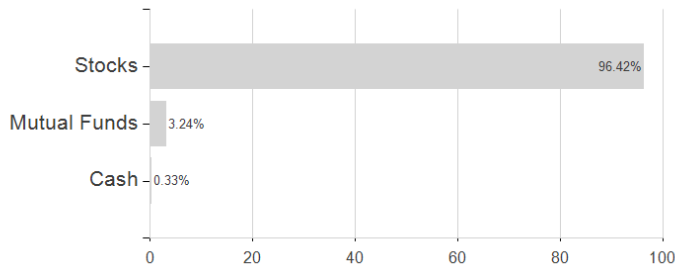
JPMorgan Funds - US Select Equity Plus Fund C (acc) - USD / LU0281484617 / A0MNVK / JPMorgan AM (EU)

2 The Mountain-View Data Fund Rating calculates a comparative ranking for funds using yield, volatility and trend data. For more information visit [MVD Funds Rating](#)

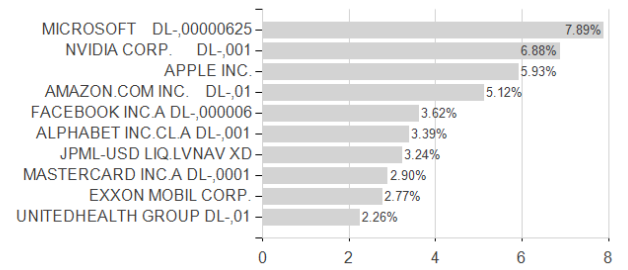
3 Displays the Ethical-Dynamical Ratio calculated according to standard criteria. The maximum value is 100. For more information visit [EDA](#)

Assessment Structure

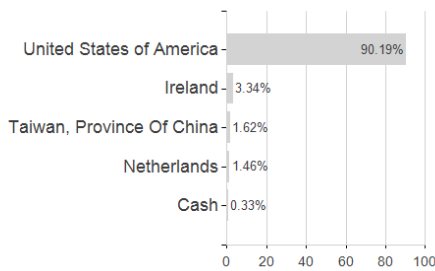
Assets



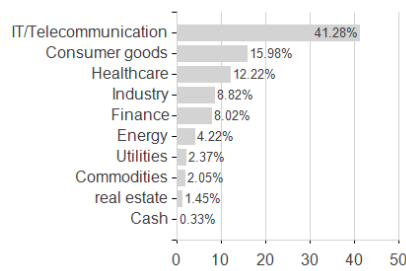
Largest positions



Countries



Branches



Currencies

