

**GAP Portfolio UI / DE00A0M1307 / A0M130 / Universal-Investment**

Last 10/01/2024 <sup>1</sup>	Region	Branch	Type of yield	Type
240.85 EUR	Worldwide	Mixed Fund/Focus Equity	paying dividend	Mixed Fund



**Risk key figures**

SRI	1	2	3	4	5	6	7
Mountain-View Funds Rating <sup>2</sup>	EDA <sup>3</sup>						
	82						

**Yearly Performance**

2023	+15.25%
2022	-14.24%
2021	+23.85%
2020	+3.87%
2019	+24.54%

Master data		Conditions		Other figures	
Fund type	Single fund	Issue surcharge	5.00%	Minimum investment	UNT 0
Category	Mixed Fund	Planned administr. fee	0.00%	Savings plan	-
Sub category	Mixed Fund/Focus Equity	Deposit fees	0.15%	UCITS / OGAW	Yes
Fund domicile	Germany	Redemption charge	0.00%	Performance fee	0.00%
Tranch volume	(10/01/2024) EUR 168.81 mill.	Ongoing charges	-	Redeployment fee	0.00%
Total volume	(10/01/2024) EUR 168.81 mill.	Dividends		Investment company	
Launch date	11/5/2007	15.11.2023	2.40 EUR	Universal-Investment	
KESt report funds	No	15.11.2022	1.43 EUR	Theodor-Heuss-Allee 70, 60486, Frankfurt am Main	
Business year start	01.10.	15.11.2021	0.11 EUR	Germany	
Sustainability type	-	16.11.2020	0.82 EUR	https://www.universal-investment.com	
Fund manager	-	15.11.2019	2.75 EUR		

Performance	1M	6M	YTD	1Y	2Y	3Y	5Y	Since start
Performance	+0.52%	+4.73%	+12.86%	+21.14%	+31.72%	+22.44%	+52.35%	+185.26%
Performance p.a.	-	-	-	+21.14%	+14.81%	+6.97%	+8.78%	+6.39%
Sharpe ratio	0.31	0.62	1.54	2.02	1.20	0.33	0.45	0.25
Volatility	11.39%	10.31%	9.30%	8.87%	9.59%	11.05%	12.24%	12.28%
Worst month	-	-1.95%	-1.95%	-2.63%	-4.88%	-7.30%	-9.56%	-9.57%
Best month	-	2.12%	3.97%	6.10%	6.10%	8.39%	9.43%	9.54%
Maximum loss	-3.66%	-6.91%	-6.91%	-6.91%	-7.18%	-18.33%	-25.93%	-

**Distribution permission**

Germany, Czech Republic

<sup>1</sup> Important note on update status: The displayed date refers exclusively to the calculation of the NAV.

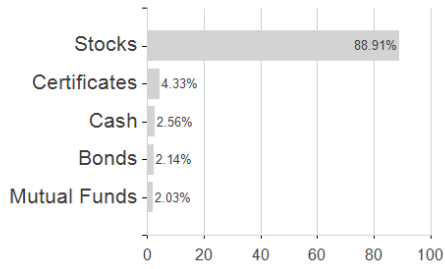
<sup>2</sup> The Mountain-View Data Fund Rating calculates a comparative ranking for funds using yield, volatility and trend data. For more information visit [MVD Funds Rating](#)

<sup>3</sup> Displays the Ethical-Dynamical Ratio calculated according to standard criteria. The maximum value is 100. For more information visit [EDA](#)

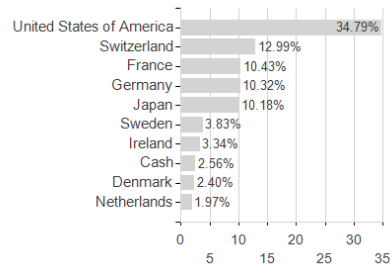
**GAP Portfolio UI / DE000A0M1307 / A0M130 / Universal-Investment**

**Assessment Structure**

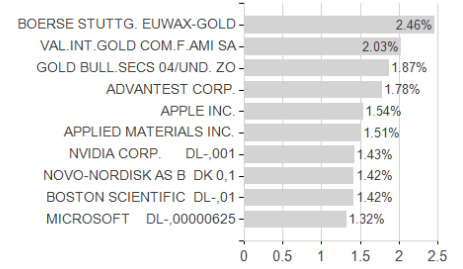
**Assets**



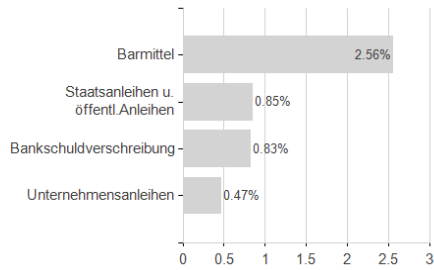
**Countries**



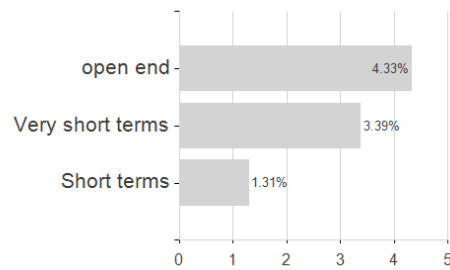
**Largest positions**



**Issuer**



**Duration**



**Currencies**

