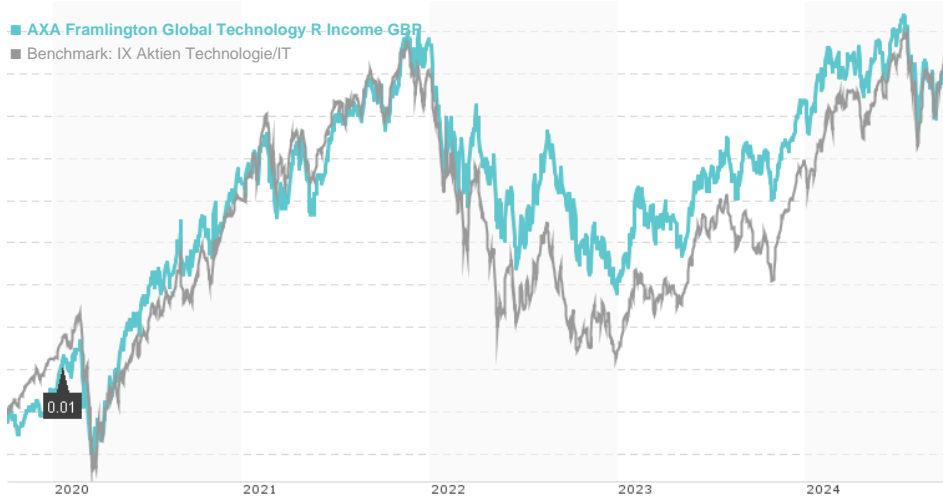


AXA Framlington Global Technology R Income GBP / GB0006745243 / 728326 / AXA IM (UK)

Last 10/01/2024 <sup>1</sup>	Region	Branch	Type of yield	Type
2.56 GBP	Worldwide	Sector Technology	paying dividend	Equity Fund



Risk key figures

SRI	1	2	3	4	5	6	7	
Mountain-View Funds Rating <sup>2</sup>							EDA <sup>3</sup>	76

Yearly Performance

2023	+32.27%
2022	-29.62%
2021	+21.30%
2020	+48.90%
2019	+33.88%

Master data		Conditions		Other figures	
Fund type	Single fund	Issue surcharge	0.00%	Minimum investment	GBP 1,000.00
Category	Equity	Planned administr. fee	0.00%	Savings plan	Yes
Sub category	Sector Technology	Deposit fees	0.70%	UCITS / OGAW	-
Fund domicile	United Kingdom	Redemption charge	0.00%	Performance fee	0.00%
Tranch volume	(10/01/2024) GBP 3.16 mill.	Ongoing charges	-	Redeployment fee	0.00%
Total volume	-	Dividends		Investment company	
Launch date	4/15/1999	16.01.2020	0.01 GBP	AXA IM (UK)	
KESt report funds	No	16.01.2019	0.01 GBP	7 Newgate Street, EC1A 7NX, London	
Business year start	16.01.	17.01.2018	0.01 GBP	United Kingdom	
Sustainability type	-	15.03.2017	0.01 GBP	institutional.axa-im.co.uk/	
Fund manager	Jeremy GLEESON, Tom RILEY	01.05.2009	0.01 GBP		

Performance	1M	6M	YTD	1Y	2Y	3Y	5Y	Since start
Performance	+1.23%	-1.35%	+4.96%	+15.00%	+29.16%	+6.67%	+81.44%	+468.77%
Performance p.a.	-	-	-	+15.00%	+13.67%	+2.17%	+12.64%	+7.06%
Sharpe ratio	0.68	-0.30	0.18	0.64	0.51	-0.05	0.39	0.11
Volatility	19.54%	20.33%	19.07%	18.35%	20.17%	23.27%	23.81%	33.02%
Worst month	-	-6.21%	-6.21%	-6.21%	-6.21%	-12.98%	-12.98%	-25.49%
Best month	-	6.41%	6.41%	8.75%	9.11%	9.51%	13.14%	40.38%
Maximum loss	-6.16%	-14.81%	-14.81%	-14.81%	-14.81%	-32.58%	-32.58%	-

Distribution permission

United Kingdom

<sup>1</sup> Important note on update status: The displayed date refers exclusively to the calculation of the NAV.

<sup>2</sup> The Mountain-View Data Fund Rating calculates a comparative ranking for funds using yield, volatility and trend data. For more information visit [MVD Funds Rating](#)

<sup>3</sup> Displays the Ethical-Dynamical Ratio calculated according to standard criteria. The maximum value is 100. For more information visit [EDA](#)

**AXA Framlington Global Technology R Income GBP / GB0006745243 / 728326 / AXA IM (UK)**

**Investment strategy**

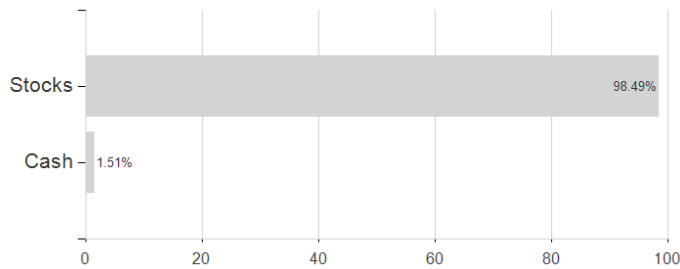
The Fund invests in shares of listed companies engaged in the research, design and development of technologies in all sectors including IT and the internet which the Manager believes will provide above-average returns. The Fund invests in companies of any size which can be based anywhere in the world, albeit the Fund tends to be biased towards the US as this is where the majority of technology related companies are based. The Manager selects shares based upon analysis of a company's financial status, quality of its management, expected profitability and prospects for growth. The Manager has full discretion to select investments for the Fund in line with the above investment policy and in doing so may take into consideration the MSCI World Information Technology index. The MSCI World Information Technology index is designed to measure the performance of the large and mid-cap segments across a number of developed markets as selected by the index provider. This index best represents the types of companies in which the Fund makes the majority of its investments.

**Investment goal**

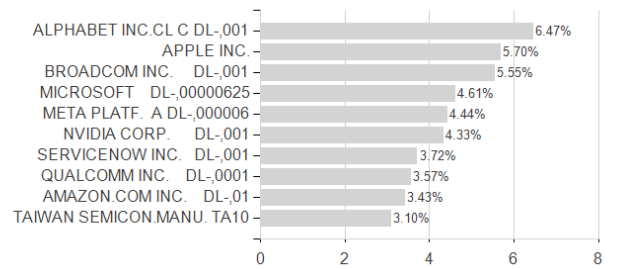
The aim of this Fund is to provide long-term capital growth over a period of 5 years or more.

**Assessment Structure**

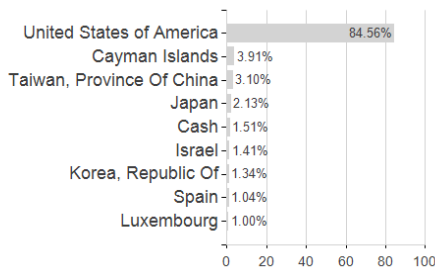
**Assets**



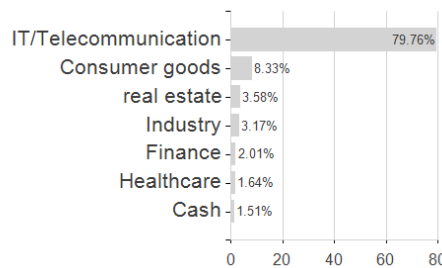
**Largest positions**



**Countries**



**Branches**



**Currencies**

