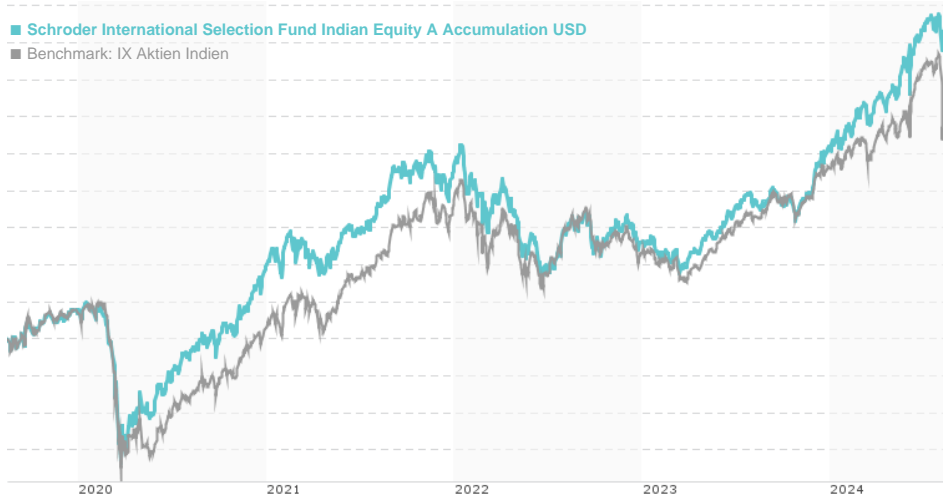


Schroder International Selection Fund Indian Equity A Accumulation USD / LU0264410563 / A0MNSV / Schroder IM

Last 08/14/2024 ¹	Country	Branch	Type of yield	Type
356.44 USD	India	Mixed Sectors	reinvestment	Equity Fund



Risk key figures

SRI	1	2	3	4	5	6	7	
Mountain-View Funds Rating ²							EDA ³	60

Yearly Performance

2023	+20.51%
2022	-13.99%
2021	+21.98%
2020	+12.25%
2019	+5.17%

Master data		Conditions		Other figures	
Fund type	Single fund	Issue surcharge	5.00%	Minimum investment	USD 1,000.00
Category	Equity	Planned administr. fee	0.00%	Savings plan	-
Sub category	Mixed Sectors	Deposit fees	0.30%	UCITS / OGAW	Yes
Fund domicile	Luxembourg	Redemption charge	0.00%	Performance fee	0.00%
Tranch volume	(08/14/2024) USD 175.57 mill.	Ongoing charges	-	Redeployment fee	0.00%
Total volume	(08/14/2024) USD 571.41 mill.	Dividends		Investment company	
Launch date	11/10/2006	Schroder IM (EU)			
KESt report funds	Yes	5, rue Höhenhof, 1736, Senningerberg			
Business year start	01.01.	Luxembourg			
Sustainability type	-	https://www.schroders.com			
Fund manager	Manish Bhatia				

Performance	1M	6M	YTD	1Y	2Y	3Y	5Y	Since start
Performance	-2.98%	+15.66%	+19.58%	+33.75%	+37.50%	+31.30%	+83.10%	+256.44%
Performance p.a.	-	-	-	+33.65%	+17.29%	+9.51%	+12.84%	+7.41%
Sharpe ratio	-1.92	1.75	1.79	2.06	1.01	0.38	0.47	0.17
Volatility	17.87%	17.36%	16.84%	14.63%	13.56%	15.54%	19.92%	23.08%
Worst month	-	-3.15%	-3.15%	-3.15%	-5.32%	-7.79%	-24.78%	-26.03%
Best month	-	5.57%	7.00%	7.00%	7.00%	8.70%	15.22%	33.49%
Maximum loss	-5.10%	-7.45%	-7.45%	-7.45%	-12.34%	-23.18%	-39.40%	-

Distribution permission

Austria, Germany, Switzerland, United Kingdom

¹ Important note on update status: The displayed date refers exclusively to the calculation of the NAV.

² The Mountain-View Data Fund Rating calculates a comparative ranking for funds using yield, volatility and trend data. For more information visit [MVD Funds Rating](#)

³ Displays the Ethical-Dynamical Ratio calculated according to standard criteria. The maximum value is 100. For more information visit [EDA](#)

Schroder International Selection Fund Indian Equity A Accumulation USD / LU0264410563 / A0MNSV / Schroder IM

Investment strategy

The fund is actively managed and invests at least two-thirds of its assets in equities of Indian companies. The fund focuses on the strength of the company's balance sheet, the quality of its brand, competitive position and assets, and its ability to grow profits over the longer term. The investment manager believes India is supported by strong long-term consumption and infrastructure trends, as well as favourable demographics. The fund may also invest up to one-third of its assets directly or indirectly in other securities (including other asset classes), countries, regions, industries or currencies, investment funds, warrants and money market investments, and hold cash (subject to the restrictions provided in the prospectus). The fund may use derivatives with the aim of achieving investment gains, reducing risk or managing the fund more efficiently. The fund is valued with reference to the net asset value of the underlying assets. The fund invests in a range of high quality Indian companies. We focus on the strength of the company's balance sheet, the quality of its brand, competitive position and assets, and of course its ability to grow profits over the longer term. India is also much less correlated to the US economy today, supported by strong long-term consumption and infrastructure trends, as well as favourable demographics.

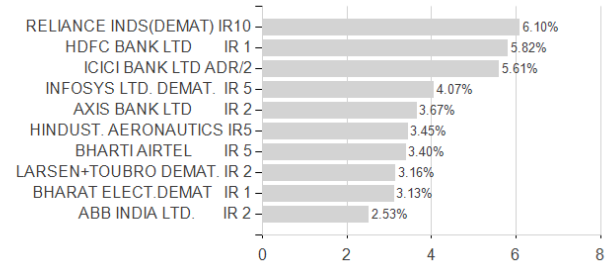
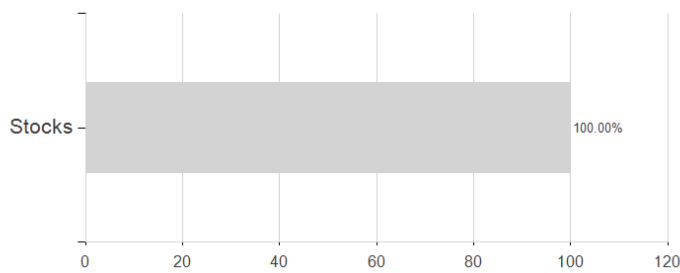
Investment goal

The fund aims to provide capital growth in excess of the MSCI India (Net TR) Index after fees have been deducted over a three to five year period by investing in equities of Indian companies.

Assessment Structure

Assets

Largest positions



Countries

Branches

Currencies

