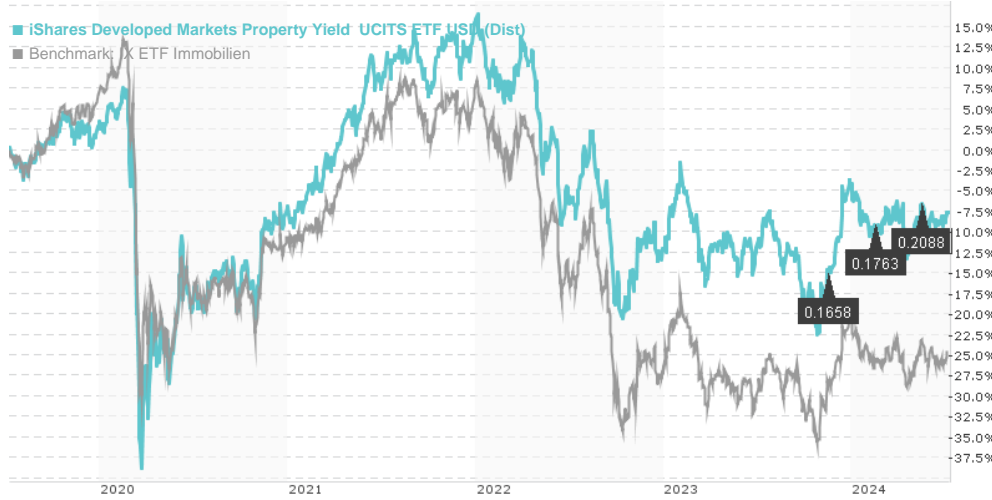


iShares Developed Markets Property Yield UCITS ETF USD (Dist) / IE00B1FZS350 / A0LEW8 / BlackRock AM (IE)

Last 07/08/2024 ¹	Region	Branch	Type of yield	Type
22.22 USD	Worldwide	ETF Real Estate	paying dividend	Alternative Investm.



Risk key figures

SRI	1	2	3	4	5	6	7
Mountain-View Funds Rating ²	EDA ³						
	▲▲▲▲▲▲▲						

Yearly Performance

2023	+8.93%
2022	-24.32%
2021	+24.46%
2020	-9.99%
2019	+21.93%

Master data		Conditions		Other figures	
Fund type	Single fund	Issue surcharge	0.00%	Minimum investment	UNT 1
Category	Real Estate	Planned administr. fee	0.00%	Savings plan	-
Sub category	ETF Real Estate	Deposit fees	0.00%	UCITS / OGAW	Yes
Fund domicile	Ireland	Redemption charge	0.00%	Performance fee	0.00%
Tranch volume	(07/08/2024) USD 1,112.52 mill.	Ongoing charges	-	Redeployment fee	0.00%
Total volume	(07/08/2024) USD 1,464.47 mill.	Dividends		Investment company	
Launch date	10/20/2006	16.05.2024	0.21 USD	BlackRock AM (IE)	
KESt report funds	Yes	15.02.2024	0.18 USD	12 Throgmorton Avenue, EC2N 2DL, London	
Business year start	01.11.	16.11.2023	0.17 USD	United Kingdom	
Sustainability type	-	17.08.2023	0.19 USD	https://www.blackrock.com	
		19.05.2023	0.21 USD		

Fund manager Performance	BlackRock Asset Management		YTD	1Y	2Y	3Y	5Y	Since start
	1M	Ireland Lim. 6M						
Performance	+1.17%	-2.52%	-3.38%	+4.56%	-1.55%	-15.26%	-7.36%	+57.40%
Performance p.a.	-	-	-	+4.57%	-0.78%	-5.36%	-1.52%	+2.59%
Sharpe ratio	1.44	-0.66	-0.77	0.06	-0.27	-0.57	-0.26	-0.06
Volatility	8.82%	13.21%	13.26%	15.33%	16.63%	15.88%	20.01%	20.09%
Worst month	-	-5.47%	-5.47%	-6.06%	-12.14%	-12.14%	-22.95%	-28.75%
Best month	-	3.67%	9.98%	10.41%	10.41%	10.41%	12.43%	23.77%
Maximum loss	-1.24%	-8.38%	-9.41%	-16.29%	-24.13%	-33.41%	-43.13%	-

Distribution permission

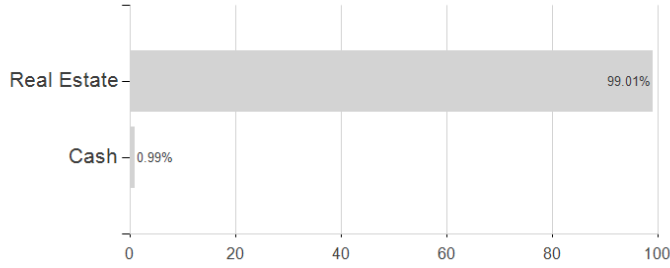
Austria, Germany, Switzerland, United Kingdom

¹ Important note on update status: The displayed date refers exclusively to the calculation of the NAV.
² The Mountain-View Data Fund Rating calculates a comparative ranking for funds using yield, volatility and trend data. For more information visit [MVD Funds Rating](#)
³ Displays the Ethical-Dynamical Ratio calculated according to standard criteria. The maximum value is 100. For more information visit [EDA](#)

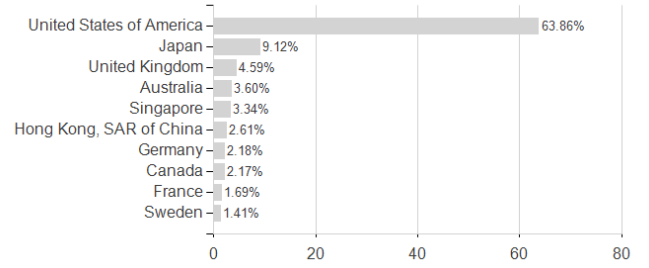
iShares Developed Markets Property Yield UCITS ETF USD (Dist) / IE00B1FZS350 / A0LEW8 / BlackRock AM (IE)

Assessment Structure

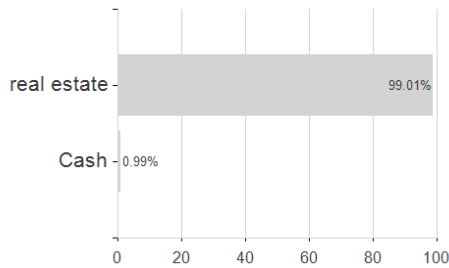
Assets



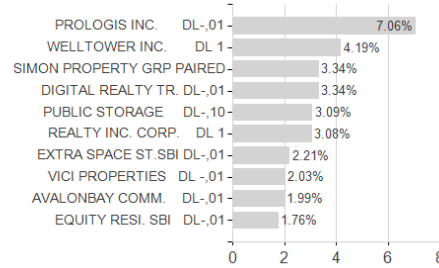
Countries



Branches



Largest positions



Currencies

