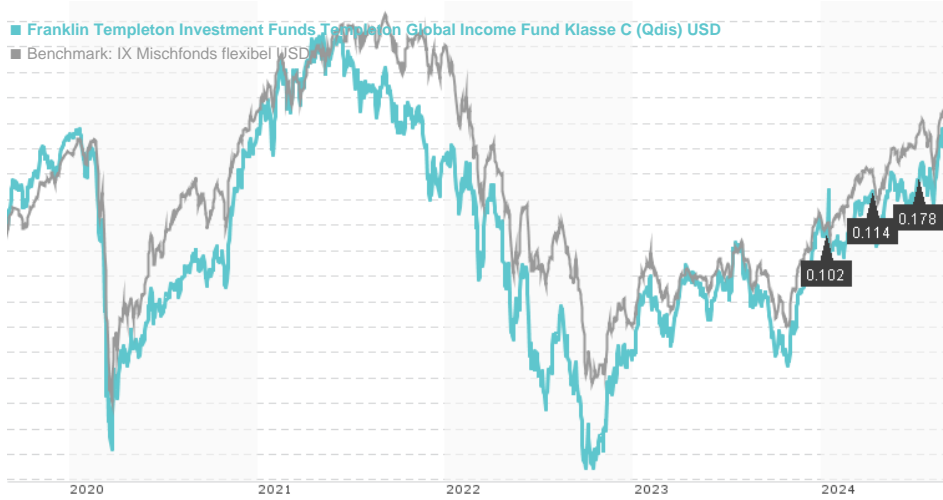


Franklin Templeton Investment Funds Templeton Global Income Fund Klasse C (Qdis) USD / LU0211327217 /

Last 08/30/2024 <sup>1</sup>	Region	Branch	Type of yield	Type
9.92 USD	Worldwide	Mixed fund/flexible	paying dividend	Mixed Fund



Risk key figures

SRI	1	2	3	4	5	6	7
Mountain-View Funds Rating <sup>2</sup>	EDA <sup>3</sup>						
	65						

Yearly Performance

2023	+11.25%
2022	-14.23%
2021	-2.28%
2020	+0.56%
2019	+6.10%

Master data		Conditions		Other figures	
Fund type	Single fund	Issue surcharge	0.00%	Minimum investment	USD 1,000.00
Category	Mixed Fund	Planned administr. fee	0.00%	Savings plan	-
Sub category	Mixed fund/flexible	Deposit fees	0.14%	UCITS / OGAW	Yes
Fund domicile	Luxembourg	Redemption charge	1.00%	Performance fee	0.00%
Tranch volume	(07/31/2024) USD 8.00 mill.	Ongoing charges	-	Redeployment fee	0.00%
Total volume	(07/31/2024) USD 182.33 mill.	Dividends		Investment company	
Launch date	5/27/2005	08.07.2024	0.18 USD	Franklin Templeton	
KESt report funds	No	08.04.2024	0.11 USD	Schottenring 16, 2.OG, 1010, Wien	
Business year start	01.07.	09.01.2024	0.10 USD	Austria	
Sustainability type	-	09.10.2023	0.10 USD	https://www.franklintempleton.at	
Fund manager	Derek Taner, Michael Hasenstab, Douglas Grant, Calvin Ho	10.07.2023	0.12 USD		

Performance	1M	6M	YTD	1Y	2Y	3Y	5Y	Since start
Performance	+3.98%	+7.61%	+6.75%	+12.46%	+20.74%	-3.42%	+7.16%	+82.04%
Performance p.a.	-	-	-	+12.43%	+9.87%	-1.15%	+1.39%	+3.16%
Sharpe ratio	4.93	1.45	0.84	1.07	0.63	-0.40	-0.18	-0.03
Volatility	11.13%	8.43%	8.16%	8.40%	10.11%	11.53%	11.89%	11.17%
Worst month	-	-2.04%	-2.04%	-3.46%	-8.25%	-8.56%	-10.94%	-10.94%
Best month	-	2.86%	5.10%	6.72%	8.11%	8.11%	8.30%	9.01%
Maximum loss	-2.69%	-4.23%	-4.23%	-6.51%	-9.81%	-28.00%	-29.68%	-

Distribution permission

Austria, Germany, Switzerland, United Kingdom, Czech Republic

1 Important note on update status: The displayed date refers exclusively to the calculation of the NAV.

2 The Mountain-View Data Fund Rating calculates a comparative ranking for funds using yield, volatility and trend data. For more information visit [MVD Funds Rating](#)

3 Displays the Ethical-Dynamical Ratio calculated according to standard criteria. The maximum value is 100. For more information visit [EDA](#)

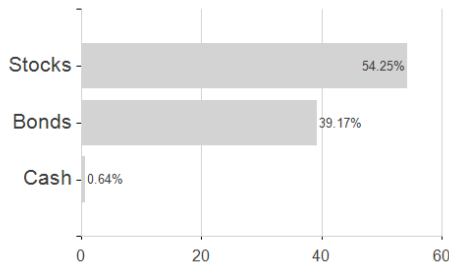
**Franklin Templeton Investment Funds Templeton Global Income Fund Klasse C (Qdis) USD / LU0211327217 /**

**Investment goal**

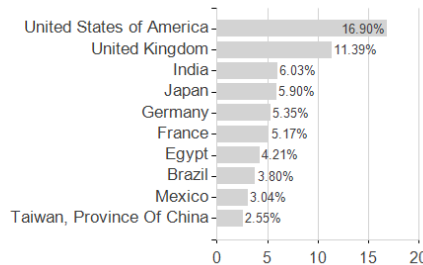
The Fund aims to maximize current income while maintaining prospects for capital appreciation by investing in a diversified portfolio of debt and equity securities worldwide. It seeks income by investing in a portfolio of fixed and floating rate debt securities and debt obligations issued by government and government-related issuers or corporate entities worldwide, including in emerging markets, as well as stocks the portfolio manager believes offer attractive dividend yields.

**Assessment Structure**


**Assets**



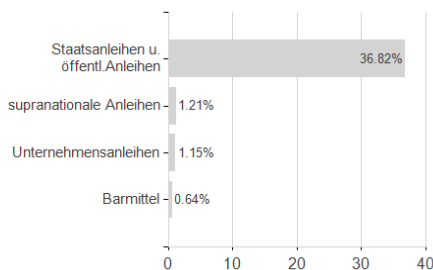
**Countries**



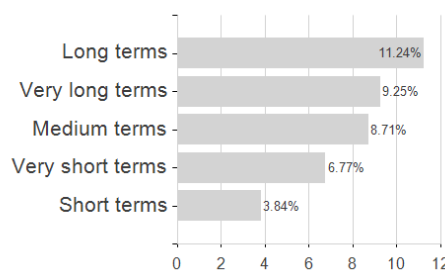
**Largest positions**



**Issuer**



**Duration**



**Currencies**

