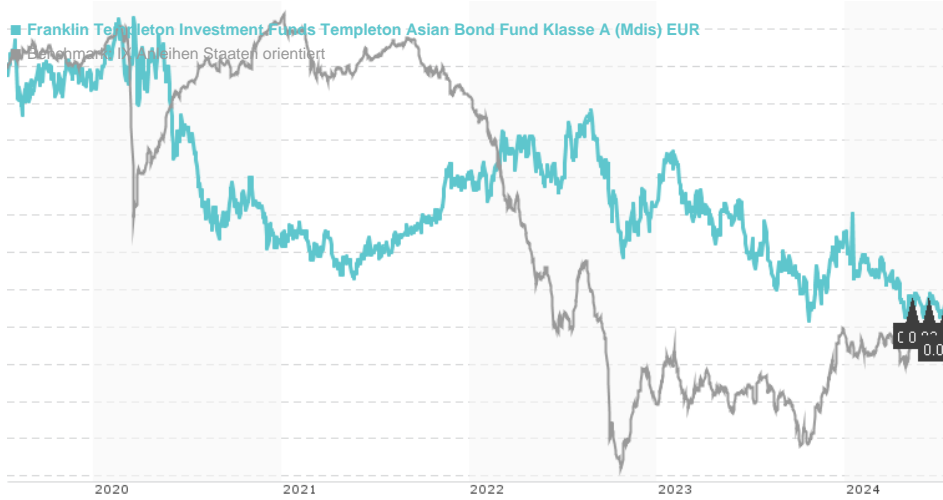


Franklin Templeton Investment Funds Templeton Asian Bond Fund Klasse A (Mdis) EUR / LU0260863377 / A0KECQ /

| | | | | |
|------------------------------|--------|----------------------------|-----------------|-------------------|
| Last 07/15/2024 ¹ | Region | Branch | Type of yield | Type |
| 6.80 EUR | Asia | Bonds: Focus Public Sector | paying dividend | Fixed-Income Fund |



Risk key figures

| | | | | | | | |
|---|------------------|---|---|---|---|---|----|
| SRI | 1 | 2 | 3 | 4 | 5 | 6 | 7 |
| Mountain-View Funds Rating ² | EDA ³ | | | | | | 64 |

Yearly Performance

| | |
|------|--------|
| 2023 | -1.79% |
| 2022 | -1.30% |
| 2021 | +3.18% |
| 2020 | -8.07% |
| 2019 | +3.26% |

| Master data | | Conditions | | Other figures | |
|-------------|--|------------|--|---------------|--|
|-------------|--|------------|--|---------------|--|

| | | | | | |
|---------------------|--------------------------------|------------------------|----------|-----------------------------------|--------------|
| Fund type | Single fund | Issue surcharge | 5.00% | Minimum investment | USD 1,000.00 |
| Category | Bonds | Planned administr. fee | 0.00% | Savings plan | - |
| Sub category | Bonds: Focus Public Sector | Deposit fees | 0.14% | UCITS / OGAW | Yes |
| Fund domicile | Luxembourg | Redemption charge | 0.00% | Performance fee | 0.00% |
| Tranch volume | (06/28/2024) USD 4.37 mill. | Ongoing charges | - | Redeployment fee | 0.00% |
| Total volume | (06/28/2024) USD 90.16 mill. | Dividends | | Investment company | |
| Launch date | 9/1/2006 | 08.07.2024 | 0.03 EUR | Franklin Templeton | |
| KESt report funds | Yes | 10.06.2024 | 0.03 EUR | Schottenring 16, 2.OG, 1010, Wien | |
| Business year start | 01.07. | 08.05.2024 | 0.03 EUR | Austria | |
| Sustainability type | - | 08.04.2024 | 0.03 EUR | https://www.franklintempleton.at | |
| Fund manager | Michael Hasenstab, Vivek Ahuja | 08.03.2024 | 0.03 EUR | | |

| Performance | 1M | 6M | YTD | 1Y | 2Y | 3Y | 5Y | Since start |
|------------------|--------|--------|--------|--------|---------|---------|---------|-------------|
| Performance | -0.63% | -2.55% | -4.47% | -3.20% | -9.52% | -3.73% | -12.87% | +53.24% |
| Performance p.a. | - | - | - | -3.21% | -4.87% | -1.26% | -2.72% | +2.42% |
| Sharpe ratio | -3.30 | -1.99 | -2.63 | -1.20 | -1.33 | -0.80 | -1.02 | -0.13 |
| Volatility | 3.49% | 4.40% | 4.51% | 5.71% | 6.40% | 6.16% | 6.29% | 9.78% |
| Worst month | - | -2.47% | -2.47% | -2.47% | -3.55% | -3.55% | -4.28% | -8.58% |
| Best month | - | 0.83% | 2.32% | 2.32% | 2.62% | 2.62% | 3.61% | 8.84% |
| Maximum loss | -1.31% | -3.75% | -5.12% | -5.87% | -11.62% | -11.62% | -15.88% | - |

Distribution permission

Austria, Germany, Switzerland, United Kingdom, Luxembourg

1 Important note on update status: The displayed date refers exclusively to the calculation of the NAV.
 2 The Mountain-View Data Fund Rating calculates a comparative ranking for funds using yield, volatility and trend data. For more information visit [MVD Funds Rating](#)
 3 Displays the Ethical-Dynamical Ratio calculated according to standard criteria. The maximum value is 100. For more information visit [EDA](#)

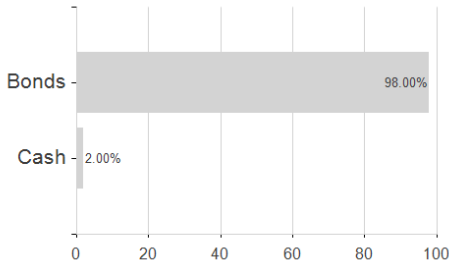
Franklin Templeton Investment Funds Templeton Asian Bond Fund Klasse A (Mdis) EUR / LU0260863377 / A0KECQ /

Investment goal

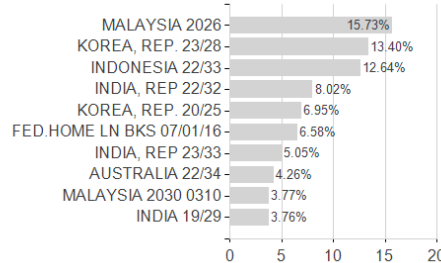
The Fund aims to maximize total investment return consisting of a combination of interest income, capital appreciation and currency gains by investing principally in a portfolio of fixed and floating rate debt securities and debt obligations of government and government-related issuers and/or corporate entities located throughout Asia.

Assessment Structure

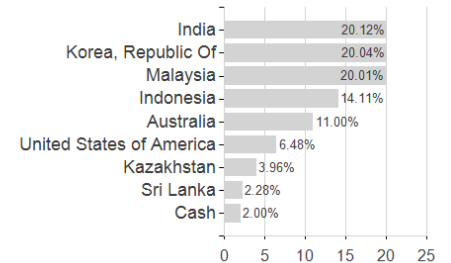
Assets



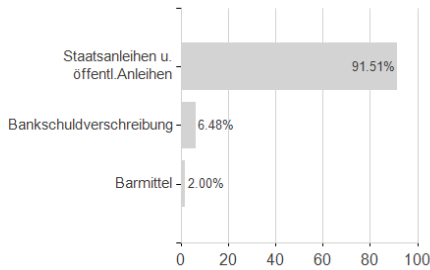
Largest positions



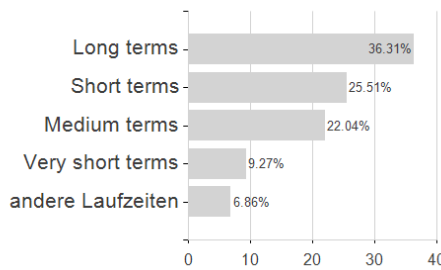
Countries



Issuer



Duration



Currencies

