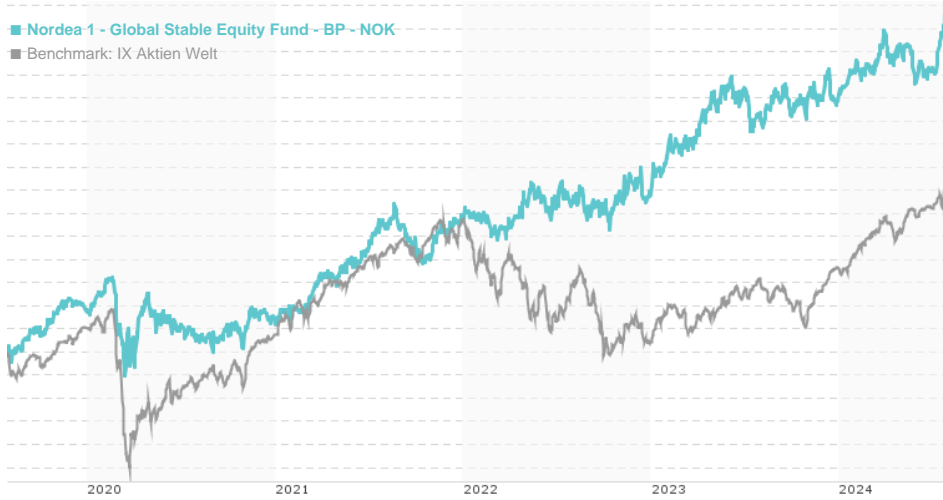


Nordea 1 - Global Stable Equity Fund - BP - NOK / LU0236490123 / A0HMS5 / Nordea Inv. Funds

Last 07/29/2024 ¹	Region	Branch	Type of yield	Type
378.18 NOK	Worldwide	Mixed Sectors	reinvestment	Equity Fund



Risk key figures

SRI	1	2	3	4	5	6	7
Mountain-View Funds Rating ²	EDA ³						
	68						

Yearly Performance

2023	+15.07%
2022	+3.45%
2021	+22.26%
2020	-2.46%
2019	+22.72%

Master data		Conditions		Other figures	
Fund type	Single fund	Issue surcharge	5.00%	Minimum investment	UNT 0
Category	Equity	Planned administr. fee	0.00%	Savings plan	-
Sub category	Mixed Sectors	Deposit fees	0.00%	UCITS / OGAW	Yes
Fund domicile	Luxembourg	Redemption charge	0.00%	Performance fee	0.00%
Tranch volume	(07/29/2024) EUR 15.90 mill.	Ongoing charges	-	Redeployment fee	0.00%
Total volume	(07/29/2024) EUR 2,379.40 mill.	Dividends		Investment company	
Launch date	1/2/2006	Nordea Inv. Funds			
KESr report funds	Yes	562, Rue de Neudorf, 2017, Luxembourg			
Business year start	01.01.	Luxembourg			
Sustainability type	-	https://www.nordea.lu			
Fund manager	Stable Equities / Multi Assets Team				

Performance	1M	6M	YTD	1Y	2Y	3Y	5Y	Since start
Performance	+6.45%	+7.15%	+11.46%	+13.64%	+29.91%	+34.81%	+71.41%	+431.37%
Performance p.a.	-	-	-	+13.68%	+13.96%	+10.46%	+11.37%	+12.17%
Sharpe ratio	11.83	1.07	1.71	0.94	0.80	0.54	0.54	0.69
Volatility	10.32%	10.40%	10.07%	10.71%	12.79%	12.64%	14.19%	12.29%
Worst month	-	-4.61%	-4.61%	-4.61%	-4.61%	-4.61%	-7.71%	-7.71%
Best month	-	6.83%	6.83%	6.83%	6.83%	6.83%	7.83%	7.83%
Maximum loss	-1.13%	-6.83%	-6.83%	-6.83%	-7.44%	-9.85%	-18.19%	-

Distribution permission

Austria, Germany, Switzerland, United Kingdom

1 Important note on update status: The displayed date refers exclusively to the calculation of the NAV.

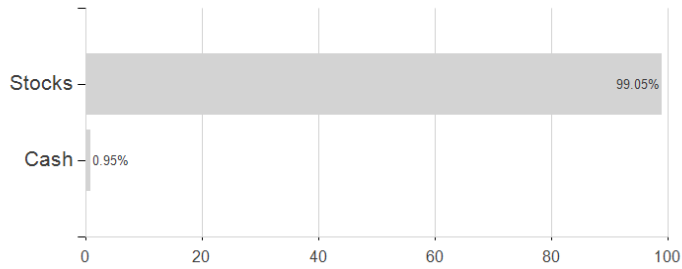
2 The Mountain-View Data Fund Rating calculates a comparative ranking for funds using yield, volatility and trend data. For more information visit [MVD Funds Rating](#)

Nordea 1 - Global Stable Equity Fund - BP - NOK / LU0236490123 / A0HMS5 / Nordea Inv. Funds

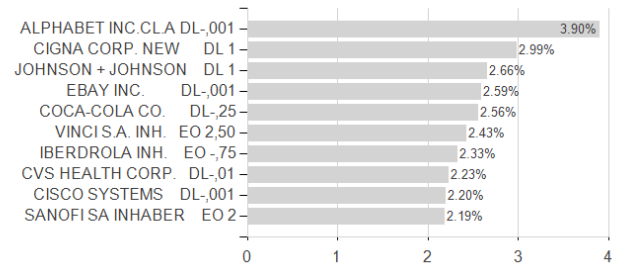
3 Displays the Ethical-Dynamical Ratio calculated according to standard criteria. The maximum value is 100. For more information visit [EDA](#)

Assessment Structure

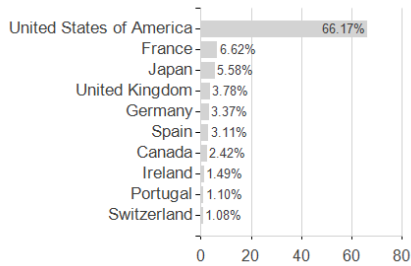
Assets



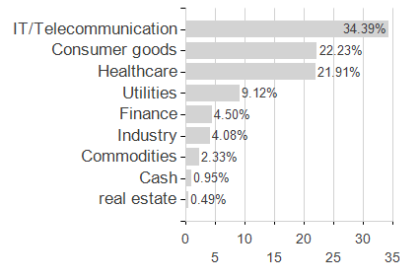
Largest positions



Countries



Branches



Currencies

