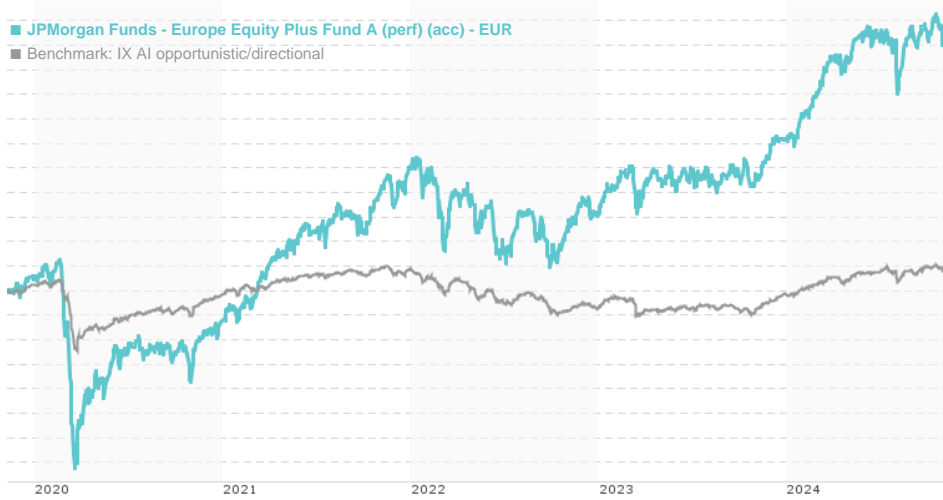


JPMorgan Funds - Europe Equity Plus Fund A (perf) (acc) - EUR / LU0289089384 / A0MNZ2 / JPMorgan AM (EU)

Last 11/07/2024 ¹	Region	Branch	Type of yield	Type
27.32 EUR	Europe	AI Hedgefonds Single Strategy	reinvestment	Alternative Investm.



Risk key figures

SRI	1	2	3	4	5	6	7
Mountain-View Funds Rating ²	EDA ³						
	-						

Yearly Performance

2023	+13.68%
2022	-8.07%
2021	+33.35%
2020	-8.24%
2019	+24.36%

Master data		Conditions		Other figures	
Fund type	Single fund	Issue surcharge	5.00%	Minimum investment	USD 35,000.00
Category	Alternative Investments	Planned administr. fee	0.00%	Savings plan	-
Sub category	AI Hedgefonds Single Strategy	Deposit fees	0.00%	UCITS / OGAW	Yes
Fund domicile	Luxembourg	Redemption charge	0.50%	Performance fee	10.00%
Tranch volume	(11/07/2024) EUR 401.71 mill.	Ongoing charges	-	Redeployment fee	0.00%
Total volume	(11/07/2024) EUR 2,030.83 mill.	Dividends		Investment company	
Launch date	6/25/2007	JPMorgan AM (EU) PO Box 275, 2012, Luxembourg Luxembourg https://www.jpmorganassetmanagement.de			
KESr report funds	Yes				
Business year start	01.07.				
Sustainability type	-				
Fund manager	Michael Barakos, Nicholas Horne, Ben Stapley				

Performance	1M	6M	YTD	1Y	2Y	3Y	5Y	Since start
Performance	+0.37%	+2.71%	+16.55%	+24.58%	+34.65%	+25.78%	+52.97%	+173.20%
Performance p.a.	-	-	-	+24.50%	+16.01%	+7.95%	+8.86%	+5.95%
Sharpe ratio	0.12	0.19	1.46	1.98	1.15	0.35	0.33	0.16
Volatility	11.06%	12.34%	11.42%	10.85%	11.32%	14.12%	17.41%	17.97%
Worst month	-	-1.72%	-1.72%	-1.72%	-2.87%	-8.15%	-17.59%	-17.59%
Best month	-	3.14%	5.33%	5.84%	5.84%	7.79%	12.90%	14.35%
Maximum loss	-4.00%	-8.79%	-8.79%	-8.79%	-8.79%	-17.60%	-40.08%	-

Distribution permission

Austria, Germany, Switzerland, United Kingdom, Luxembourg, Czech Republic

¹ Important note on update status: The displayed date refers exclusively to the calculation of the NAV.

² The Mountain-View Data Fund Rating calculates a comparative ranking for funds using yield, volatility and trend data. For more information visit [MVD Funds Rating](#)

DISCLAIMER: The information on this page are for informational purposes only and should neither an offer to sell nor a solicitation for the purchase of the security or recommendation in favor of the security to be understood. baha GmbH assumes no liability despite thorough searches for the accuracy of the data.

Funds data from: www.mountain-view.com. Fact Sheet created by: www.baha.com

JPMorgan Funds - Europe Equity Plus Fund A (perf) (acc) - EUR / LU0289089384 / A0MNZ2 / JPMorgan AM (EU)

3 Displays the Ethical-Dynamical Ratio calculated according to standard criteria. The maximum value is 100. For more information visit [EDA](#)

Investment strategy

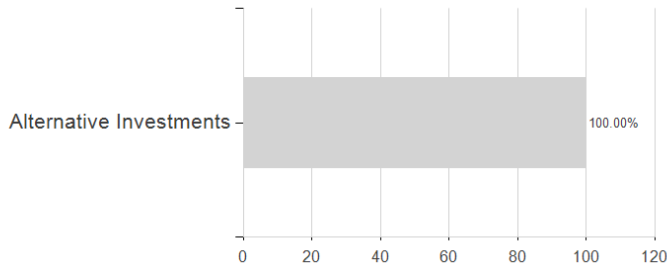
Uses a bottom-up stock selection process. Uses the full breadth of the eligible equity investment universe through a combination of fundamental research insights and quantitative analysis. Uses an active extension approach, buying securities considered attractive and selling short securities considered less attractive to improve potential returns without increasing the overall net exposure to the market.

Investment goal

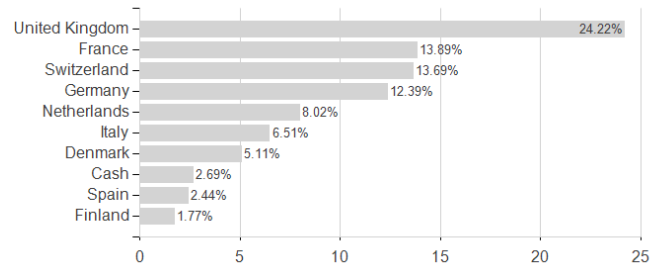
To provide long term capital growth through exposure to European companies, by direct investments in securities of such companies and through the use of derivatives.

Assessment Structure


Assets



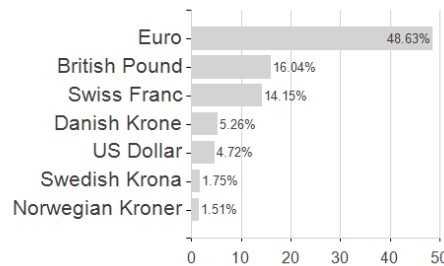
Countries



Largest positions



Currencies



Branches

