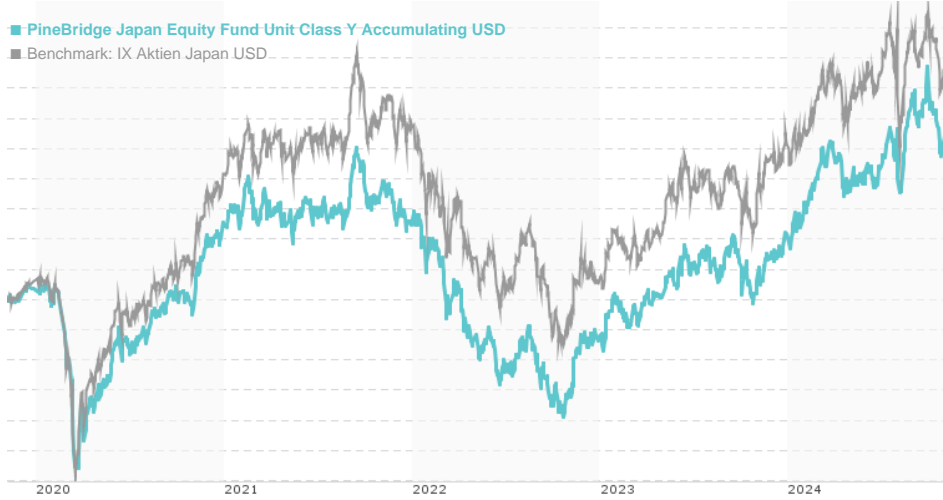


PineBridge Japan Equity Fund Unit Class Y Accumulating USD / IE00B0VPN716 / A0H0U4 / PineBridge Inv. (IE)

Last 11/05/2024 ¹	Country	Branch	Type of yield	Type
212.26 USD	Japan	Mixed Sectors	reinvestment	Equity Fund



Risk key figures

SRI	1	2	3	4	5	6	7
Mountain-View Funds Rating ²	EDA ³						
	75						

Yearly Performance

2023	+17.83%
2022	-16.31%
2021	+0.14%
2020	+10.52%
2019	+19.56%

Master data		Conditions		Other figures	
Fund type	Single fund	Issue surcharge	0.00%	Minimum investment	USD 1,000,000.00
Category	Equity	Planned administr. fee	0.00%	Savings plan	-
Sub category	Mixed Sectors	Deposit fees	0.00%	UCITS / OGAW	Yes
Fund domicile	Ireland	Redemption charge	0.00%	Performance fee	0.00%
Tranch volume	(10/31/2024) USD 0.010 mill.	Ongoing charges	-	Redeployment fee	0.00%
Total volume	(10/31/2024) USD 22.13 mill.	Dividends		Investment company	
Launch date	12/19/2005	PineBridge Inv. (IE)			
KESt report funds	Yes	7-11 Sir John Rogersons, Dublin 2, Dublin 2			
Business year start	01.01.	Ireland			
Sustainability type	-	https://www.pinebridge.com			
Fund manager	N. Umino, M. Katsumi, Y. Iwasaki				

Performance	1M	6M	YTD	1Y	2Y	3Y	5Y	Since start
Performance	-5.39%	+2.99%	+13.15%	+18.97%	+48.11%	+4.99%	+25.21%	+137.35%
Performance p.a.	-	-	-	+18.97%	+21.74%	+1.64%	+4.59%	+5.06%
Sharpe ratio	-3.90	0.16	0.75	0.95	1.15	-0.08	0.09	0.11
Volatility	13.66%	18.52%	17.14%	16.75%	16.29%	17.29%	17.31%	17.46%
Worst month	-	-6.22%	-6.22%	-6.22%	-6.22%	-9.40%	-10.75%	-14.00%
Best month	-	5.50%	5.50%	6.69%	11.13%	11.13%	11.70%	15.11%
Maximum loss	-6.66%	-10.74%	-10.74%	-10.74%	-10.74%	-32.67%	-35.62%	-

Distribution permission

Austria, Germany, Switzerland, United Kingdom, Czech Republic

¹ Important note on update status: The displayed date refers exclusively to the calculation of the NAV.

² The Mountain-View Data Fund Rating calculates a comparative ranking for funds using yield, volatility and trend data. For more information visit [MVD Funds Rating](#)

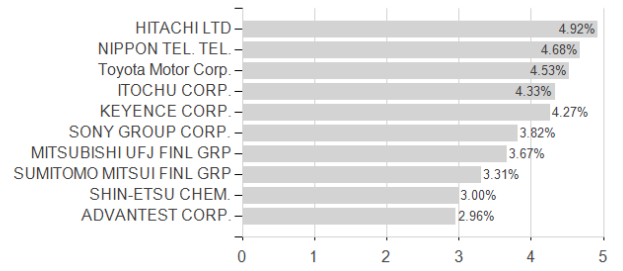
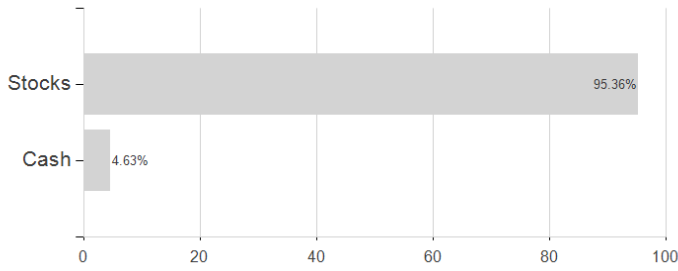
³ Displays the Ethical-Dynamical Ratio calculated according to standard criteria. The maximum value is 100. For more information visit [EDA](#)

PineBridge Japan Equity Fund Unit Class Y Accumulating USD / IE00B0VPN716 / A0H0U4 / PineBridge Inv. (IE)

Assessment Structure

Assets

Largest positions



Countries

Branches

Currencies

