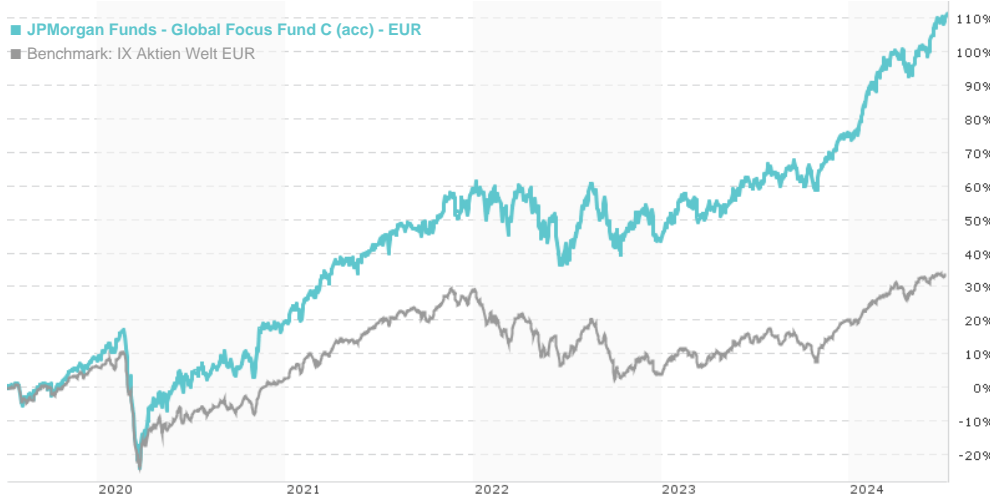


JPMorgan Funds - Global Focus Fund C (acc) - EUR / LU0168343191 / 345105 / JPMorgan AM (EU)

Last 07/08/2024 ¹	Region	Branch	Type of yield	Type
55.49 EUR	Worldwide	Mixed Sectors	reinvestment	Equity Fund



Risk key figures

SRI	1	2	3	4	5	6	7
Mountain-View Funds Rating ²	EDA ³						
	58						

Yearly Performance

2023	+22.45%
2022	-9.29%
2021	+32.36%
2020	+10.74%
2019	+30.26%

Master data	Conditions	Other figures
-------------	------------	---------------

Fund type	Single fund	Issue surcharge	0.00%	Minimum investment	USD 10,000,000.00
Category	Equity	Planned administr. fee	0.00%	Savings plan	-
Sub category	Mixed Sectors	Deposit fees	0.00%	UCITS / OGAW	Yes
Fund domicile	Luxembourg	Redemption charge	0.00%	Performance fee	0.00%
Tranch volume	(07/05/2024) EUR 745.47 mill.	Ongoing charges	-	Redeployment fee	0.00%
Total volume	(07/05/2024) EUR 6,520.34 mill.	Dividends		Investment company	
Launch date	1/20/2006	JPMorgan AM (EU)			
KEST report funds	Yes	PO Box 275, 2012, Luxembourg			
Business year start	01.07.	Luxembourg			
Sustainability type	-	https://www.jpmorganassetmanagement.de			
Fund manager	Helge Skibeli, James Cook, Timothy Woodhouse				

Performance	1M	6M	YTD	1Y	2Y	3Y	5Y	Since start
Performance	+2.91%	+21.00%	+19.98%	+32.62%	+46.72%	+48.13%	+111.07%	+454.90%
Performance p.a.	-	-	-	+32.73%	+21.10%	+13.98%	+16.10%	+9.72%
Sharpe ratio	5.92	4.23	3.86	2.96	1.36	0.69	0.71	0.35
Volatility	7.03%	10.12%	10.02%	9.85%	12.85%	14.81%	17.38%	17.30%
Worst month	-	-2.47%	-2.47%	-2.47%	-7.00%	-8.93%	-12.06%	-12.58%
Best month	-	5.93%	5.93%	6.14%	12.53%	12.53%	13.67%	16.82%
Maximum loss	-1.07%	-4.07%	-4.07%	-5.35%	-13.40%	-15.46%	-35.30%	-

Distribution permission

Austria, Germany, Switzerland, United Kingdom

¹ Important note on update status: The displayed date refers exclusively to the calculation of the NAV.

² The Mountain-View Data Fund Rating calculates a comparative ranking for funds using yield, volatility and trend data. For more information visit [MVD Funds Rating](#)

DISCLAIMER: The information on this page are for informational purposes only and should neither an offer to sell nor a solicitation for the purchase of the security or recommendation in favor of the security to be understood. baha GmbH assumes no liability despite thorough searches for the accuracy of the data.

Funds data from: www.mountain-view.com. Fact Sheet created by: www.baha.com

JPMorgan Funds - Global Focus Fund C (acc) - EUR / LU0168343191 / 345105 / JPMorgan AM (EU)

3 Displays the Ethical-Dynamical Ratio calculated according to standard criteria. The maximum value is 100. For more information visit [EDA](#)

Investment strategy

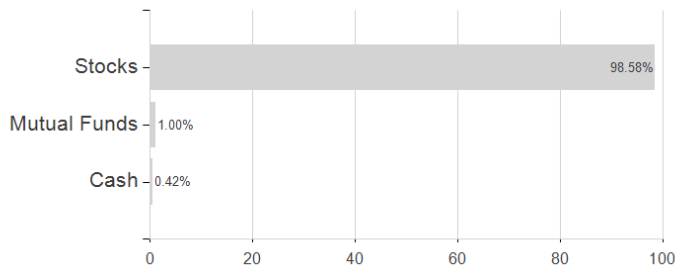
The Sub-Fund is actively managed. Though the majority of its holdings (excluding derivatives) are likely to be components of the benchmark, the Investment Manager has broad discretion to deviate from its securities, weightings and risk characteristics. The degree to which the Sub-Fund may resemble the composition and risk characteristics of the benchmark will vary over time and its performance may be meaningfully different. At least 67% of assets invested in equities of large, medium and small companies that the Investment Manager believes to be attractively valued and to have significant profit growth or earnings recovery potential. Companies may be located anywhere in the world, including emerging markets and the Sub-Fund may be concentrated in a limited number of securities, sectors or countries from time to time.

Investment goal

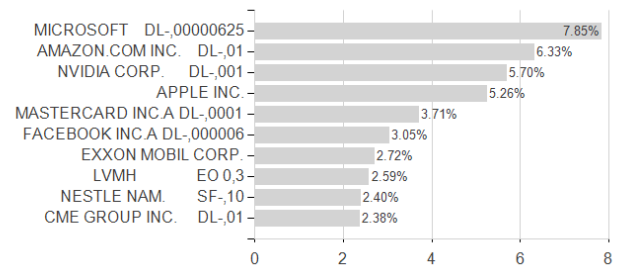
To provide superior long-term capital growth by investing primarily in an aggressively managed portfolio of large, medium and small companies globally, that the Investment Manager believes to be attractively valued and to have significant profit growth or earnings recovery potential.

Assessment Structure

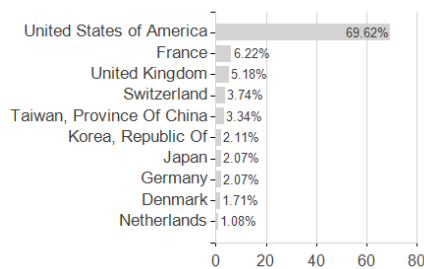
Assets



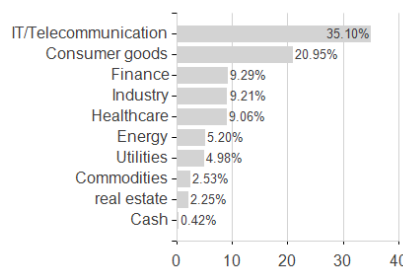
Largest positions



Countries



Branches



Currencies

