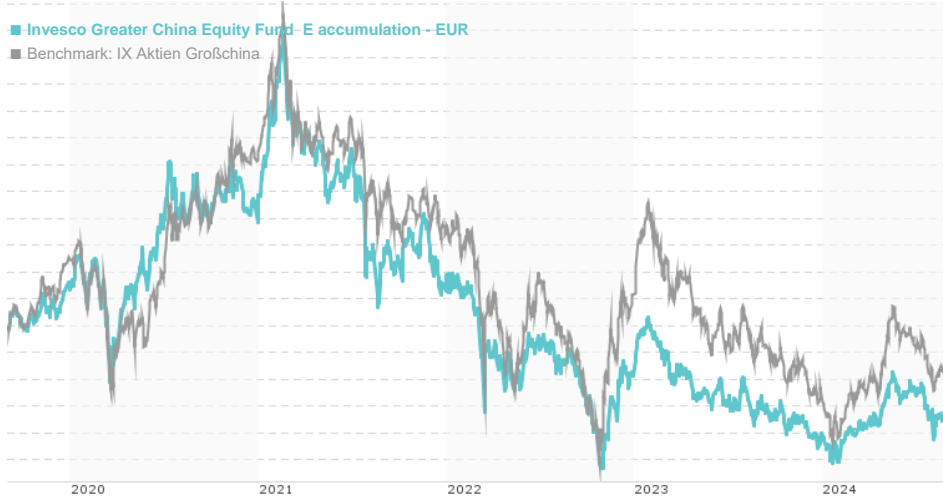


Invesco Greater China Equity Fund E accumulation - EUR / LU0115143165 / 809451 / Invesco Management

| | | | | |
|------------------------------|---------------|---------------|---------------|-------------|
| Last 08/30/2024 ¹ | Region | Branch | Type of yield | Type |
| 41.15 EUR | Greater China | Mixed Sectors | reinvestment | Equity Fund |



Risk key figures

| | | | | | | | |
|---|------------------|---|---|---|---|---|---|
| SRI | 1 | 2 | 3 | 4 | 5 | 6 | 7 |
| Mountain-View Funds Rating ² | EDA ³ | | | | | | |
| | 78 | | | | | | |

Yearly Performance

| | |
|------|---------|
| 2023 | -11.93% |
| 2022 | -17.07% |
| 2021 | -12.07% |
| 2020 | +16.54% |
| 2019 | +24.18% |

| Master data | | Conditions | | Other figures | |
|---------------------|-------------------------------|--|-------|---------------------------|------------|
| Fund type | Single fund | Issue surcharge | 3.00% | Minimum investment | EUR 500.00 |
| Category | Equity | Planned administr. fee | 0.00% | Savings plan | - |
| Sub category | Mixed Sectors | Deposit fees | 0.01% | UCITS / OGAW | Yes |
| Fund domicile | Luxembourg | Redemption charge | 0.00% | Performance fee | 0.00% |
| Tranch volume | (08/30/2024) USD 50.85 mill. | Ongoing charges | - | Redeployment fee | 0.00% |
| Total volume | (08/30/2024) USD 420.33 mill. | Dividends | | Investment company | |
| Launch date | 8/14/2000 | Invesco Management | | | |
| KESt report funds | No | An der Welle 5, 60322, Frankfurt am Main | | | |
| Business year start | 29.02. | Germany | | | |
| Sustainability type | - | https://www.de.invesco.com | | | |
| Fund manager | Raymond Ma | | | | |

| Performance | 1M | 6M | YTD | 1Y | 2Y | 3Y | 5Y | Since start |
|------------------|--------|---------|---------|---------|---------|---------|---------|-------------|
| Performance | +0.29% | +3.63% | +3.84% | -2.26% | -12.05% | -25.29% | -15.54% | +220.48% |
| Performance p.a. | - | - | - | -2.25% | -6.21% | -9.25% | -3.32% | +4.96% |
| Sharpe ratio | 0.00 | 0.24 | 0.14 | -0.35 | -0.51 | -0.61 | -0.32 | 0.07 |
| Volatility | 23.09% | 16.17% | 16.93% | 16.60% | 19.12% | 20.79% | 21.57% | 21.18% |
| Worst month | - | -4.52% | -6.49% | -6.49% | -13.21% | -13.21% | -14.77% | -19.75% |
| Best month | - | 7.15% | 7.15% | 7.15% | 21.02% | 21.02% | 21.02% | 21.02% |
| Maximum loss | -6.56% | -13.67% | -13.67% | -14.48% | -26.84% | -39.33% | -52.32% | - |

Distribution permission

Austria, Germany, Switzerland, Luxembourg

¹ Important note on update status: The displayed date refers exclusively to the calculation of the NAV.
² The Mountain-View Data Fund Rating calculates a comparative ranking for funds using yield, volatility and trend data. For more information visit [MVD Funds Rating](#)
³ Displays the Ethical-Dynamical Ratio calculated according to standard criteria. The maximum value is 100. For more information visit [EDA](#)

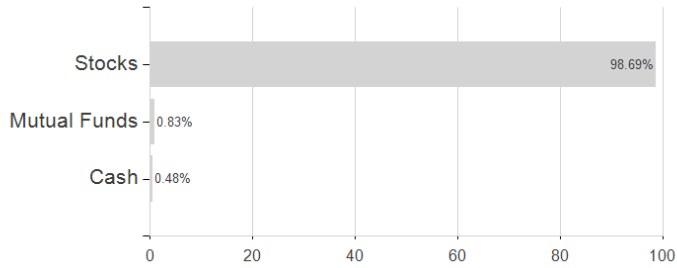
Invesco Greater China Equity Fund E accumulation - EUR / LU0115143165 / 809451 / Invesco Management

Investment goal

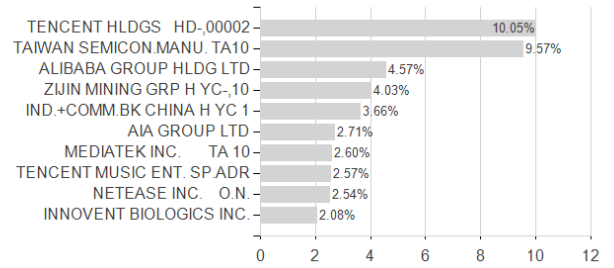
The objective of the Fund is to achieve long-term capital growth by investing in securities of Greater China.

Assessment Structure

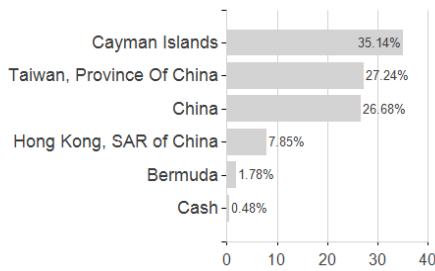
Assets



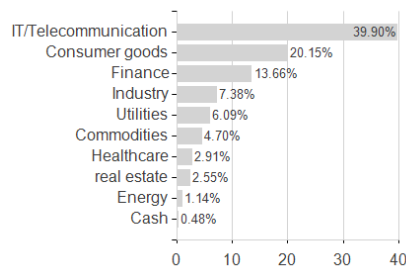
Largest positions



Countries



Branches



Currencies

