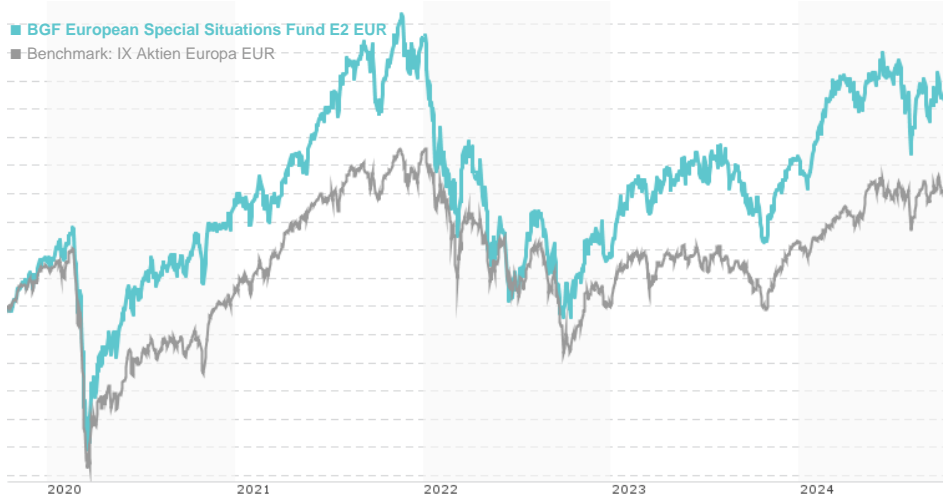


BGF European Special Situations Fund E2 EUR / LU0154235443 / 779377 / BlackRock (LU)

Last 10/14/2024 ¹	Region	Branch	Type of yield	Type
60.19 EUR	Europe	Mixed Sectors	reinvestment	Equity Fund



Risk key figures

SRI	1	2	3	4	5	6	7
Mountain-View Funds Rating ²	EDA ³						
	78						

Yearly Performance

2023	+16.39%
2022	-26.28%
2021	+25.06%
2020	+9.43%
2019	+37.25%

Master data		Conditions		Other figures	
Fund type	Single fund	Issue surcharge	3.00%	Minimum investment	USD 5,000.00
Category	Equity	Planned administr. fee	0.00%	Savings plan	-
Sub category	Mixed Sectors	Deposit fees	0.45%	UCITS / OGAW	Yes
Fund domicile	Luxembourg	Redemption charge	0.00%	Performance fee	0.00%
Tranch volume	-	Ongoing charges	-	Redeployment fee	0.00%
Total volume	(05/02/2023) EUR 1,232.27 mill.	Dividends		Investment company	
Launch date	10/14/2002	BlackRock (LU) 35a Avenue JF Kennedy, 1855, Luxembourg Luxembourg https://www.blackrock.com			
KEST report funds	Yes				
Business year start	01.09.				
Sustainability type	-				
Fund manager	Stefan Gries				

Performance	1M	6M	YTD	1Y	2Y	3Y	5Y	Since start
Performance	+2.02%	-0.28%	+10.08%	+18.46%	+36.39%	-0.17%	+40.40%	+501.90%
Performance p.a.	-	-	-	+18.52%	+16.76%	-0.06%	+7.01%	+8.49%
Sharpe ratio	1.66	-0.23	0.67	1.09	0.89	-0.17	0.19	0.30
Volatility	16.00%	16.49%	14.77%	14.17%	15.27%	18.96%	19.76%	17.72%
Worst month	-	-3.02%	-3.02%	-5.42%	-5.42%	-12.79%	-12.79%	-15.24%
Best month	-	2.56%	5.97%	8.19%	8.19%	13.11%	13.11%	13.11%
Maximum loss	-3.44%	-12.29%	-12.29%	-12.29%	-13.44%	-35.35%	-35.35%	-

Distribution permission

Austria, Germany, Switzerland, United Kingdom, Czech Republic

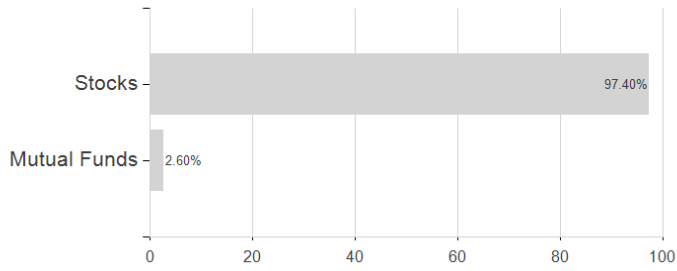
¹ Important note on update status: The displayed date refers exclusively to the calculation of the NAV.
² The Mountain-View Data Fund Rating calculates a comparative ranking for funds using yield, volatility and trend data. For more information visit [MVD Funds Rating](#)

BGF European Special Situations Fund E2 EUR / LU0154235443 / 779377 / BlackRock (LU)

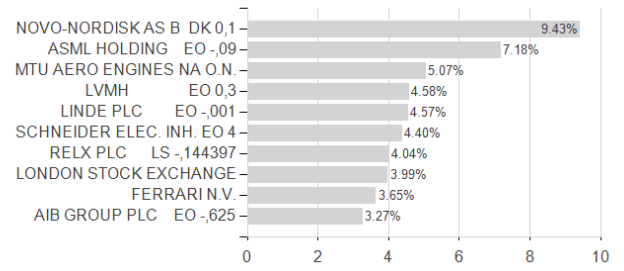
3 Displays the Ethical-Dynamical Ratio calculated according to standard criteria. The maximum value is 100. For more information visit [EDA](#)

Assessment Structure

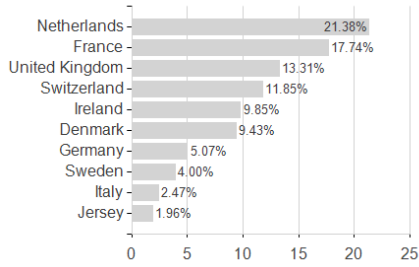
Assets



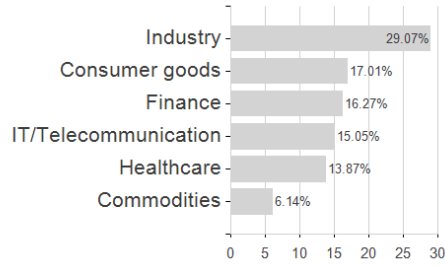
Largest positions



Countries



Branches



Currencies

