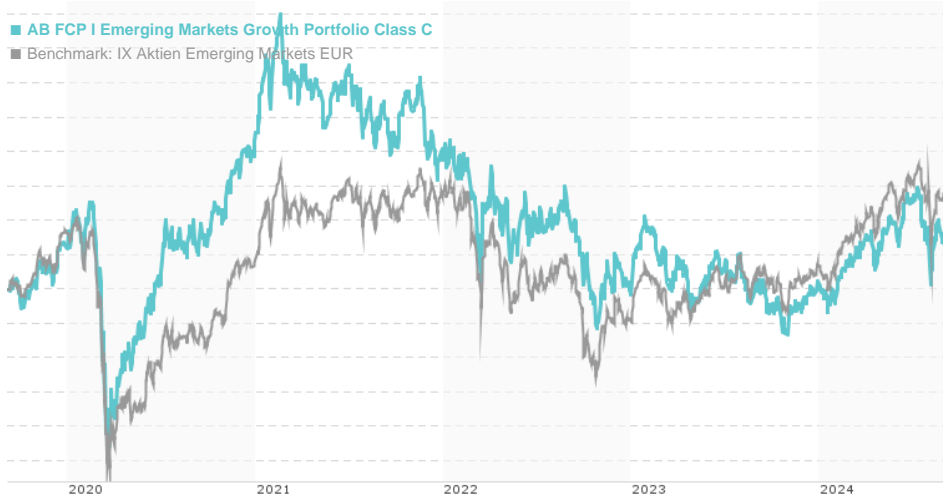


AB FCP I Emerging Markets Growth Portfolio Class C / LU0232575133 / A0LBE8 / AllianceBernstein LU

| | | | | |
|------------------------------|------------------|---------------|---------------|-------------|
| Last 09/04/2024 ¹ | Region | Branch | Type of yield | Type |
| 32.70 EUR | Emerging Markets | Mixed Sectors | reinvestment | Equity Fund |



Risk key figures

| | | | | | | | | |
|-----------------------------------------|---|---|---|---|---|---|------------------|----|
| SRI | 1 | 2 | 3 | 4 | 5 | 6 | 7 | |
| Mountain-View Funds Rating ² | | | | | | | EDA ³ | 70 |

Yearly Performance

| | |
|------|---------|
| 2023 | +1.98% |
| 2022 | -16.98% |
| 2021 | -2.57% |
| 2020 | +15.92% |
| 2019 | +27.27% |

| Master data | | Conditions | | Other figures | |
|-------------|--|------------|--|---------------|--|
|-------------|--|------------|--|---------------|--|

| | | | | | |
|---------------------|-------------------------------|-------------------------------------------|-------|---------------------------|--------------|
| Fund type | Single fund | Issue surcharge | 1.00% | Minimum investment | EUR 2,000.00 |
| Category | Equity | Planned administr. fee | 0.00% | Savings plan | - |
| Sub category | Mixed Sectors | Deposit fees | 0.00% | UCITS / OGAW | Yes |
| Fund domicile | Luxembourg | Redemption charge | 0.00% | Performance fee | 0.00% |
| Tranch volume | (09/04/2024) USD 0.032 mill. | Ongoing charges | - | Redeployment fee | 0.00% |
| Total volume | (09/04/2024) USD 530.35 mill. | Dividends | | Investment company | |
| Launch date | 11/24/2000 | AllianceBernstein LU | | | |
| KESt report funds | No | 2-4, rue Eugene Ruppert, 2453, Luxembourg | | | |
| Business year start | 01.09. | Luxembourg | | | |
| Sustainability type | - | https://www.alliancebernstein.com | | | |
| Fund manager | Sergey Davalchenko | | | | |

| Performance | 1M | 6M | YTD | 1Y | 2Y | 3Y | 5Y | Since start |
|------------------|--------|---------|---------|---------|---------|---------|---------|-------------|
| Performance | +4.61% | +0.58% | +4.07% | +3.88% | -3.14% | -17.22% | +7.42% | +114.43% |
| Performance p.a. | - | - | - | +3.88% | -1.58% | -6.11% | +1.44% | +3.26% |
| Sharpe ratio | 3.50 | -0.15 | 0.19 | 0.03 | -0.34 | -0.57 | -0.10 | -0.01 |
| Volatility | 19.86% | 14.89% | 14.15% | 13.67% | 14.64% | 16.88% | 19.60% | 20.72% |
| Worst month | - | -3.59% | -3.59% | -3.72% | -9.74% | -9.74% | -18.99% | -19.55% |
| Best month | - | 5.54% | 6.15% | 6.15% | 9.32% | 9.32% | 10.46% | 12.83% |
| Maximum loss | -4.25% | -12.29% | -12.29% | -12.29% | -15.55% | -28.64% | -33.24% | - |

Distribution permission

Austria, Germany, Switzerland, Luxembourg, Czech Republic

1 Important note on update status: The displayed date refers exclusively to the calculation of the NAV.
 2 The Mountain-View Data Fund Rating calculates a comparative ranking for funds using yield, volatility and trend data. For more information visit [MVD Funds Rating](#)
 3 Displays the Ethical-Dynamical Ratio calculated according to standard criteria. The maximum value is 100. For more information visit [EDA](#)

AB FCP I Emerging Markets Growth Portfolio Class C / LU0232575133 / A0LBE8 / AllianceBernstein LU

Investment strategy

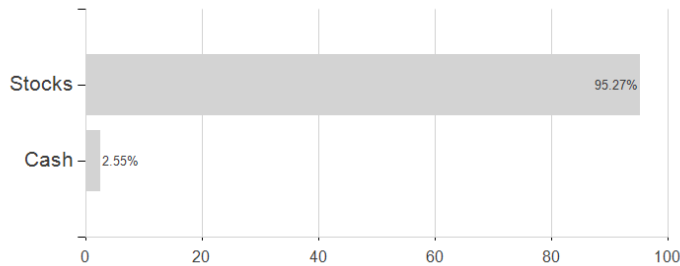
Under normal circumstances, the Portfolio invests mainly in equity of issuers situated in emerging market countries. The Portfolio aims to invest in securities that have the potential to achieve superior earnings growth. The Portfolio may use derivatives (i) for efficient portfolio management and (ii) in seeking to reduce potential risks.

Investment goal

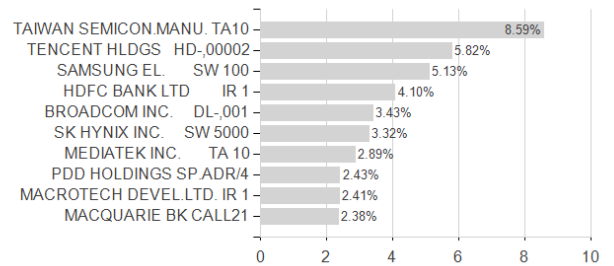
The Portfolio seeks to increase the value of your investment over the long term.

Assessment Structure

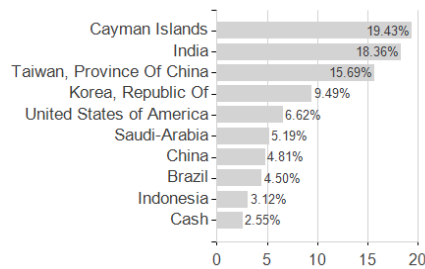
Assets



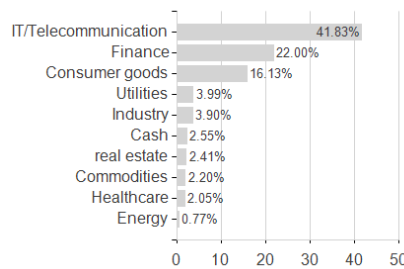
Largest positions



Countries



Branches



Currencies

