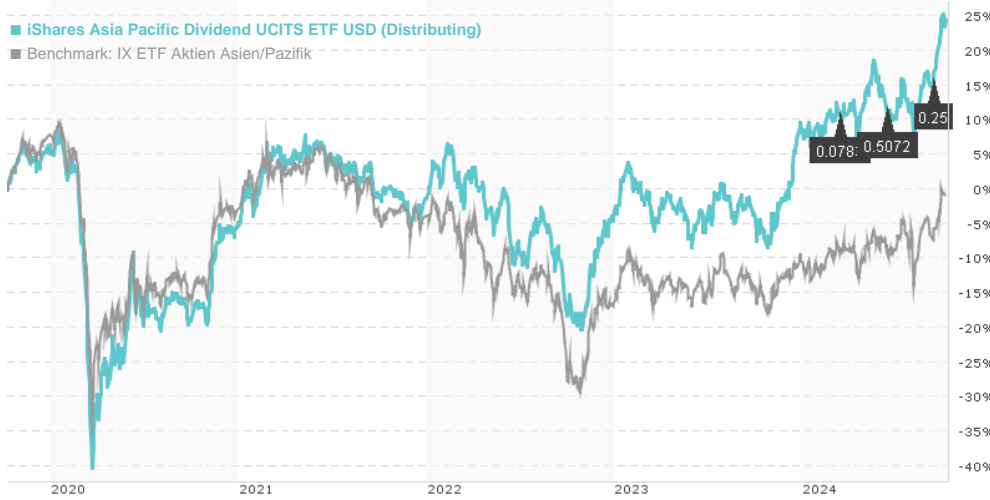


iShares Asia Pacific Dividend UCITS ETF USD (Distributing) / IE00B14X4T88 / A0J203 / BlackRock AM (IE)

Last 10/07/2024 ¹	Region	Branch	Type of yield	Type
24.56 USD	Asia/Pacific	ETF Stocks	paying dividend	Alternative Investm.



Risk key figures

SRI	1	2	3	4	5	6	7
Mountain-View Funds Rating ²	EDA ³						
	71						

Yearly Performance

2023	+13.68%
2022	-2.49%
2021	+4.30%
2020	-10.05%
2019	+14.42%

Master data		Conditions		Other figures	
Fund type	Single fund	Issue surcharge	0.00%	Minimum investment	UNT 1
Category	Equity	Planned administr. fee	0.00%	Savings plan	Yes
Sub category	ETF Stocks	Deposit fees	0.00%	UCITS / OGAW	Yes
Fund domicile	Ireland	Redemption charge	0.00%	Performance fee	0.00%
Tranch volume	(10/07/2024) USD 430.46 mill.	Ongoing charges	-	Redeployment fee	0.00%
Total volume	(10/07/2024) USD 430.46 mill.	Dividends		Investment company	
Launch date	6/2/2006	12.09.2024	0.25 USD	BlackRock AM (IE)	
KESt report funds	Yes	13.06.2024	0.51 USD	12 Throgmorton Avenue, EC2N 2DL, London	
Business year start	29.02.	14.03.2024	0.08 USD	United Kingdom	
Sustainability type	-	14.12.2023	0.42 USD	https://www.blackrock.com	
Fund manager	BlackRock Asset Management Ireland Limited	14.09.2023	0.26 USD		

Performance	1M	6M	YTD	1Y	2Y	3Y	5Y	Since start
Performance	+8.35%	+11.37%	+13.64%	+32.70%	+48.91%	+25.04%	+23.65%	+155.28%
Performance p.a.	-	-	-	+32.80%	+21.99%	+7.73%	+4.33%	+5.24%
Sharpe ratio	18.28	1.64	1.23	2.33	1.36	0.31	0.06	0.10
Volatility	9.90%	12.67%	12.23%	12.74%	13.78%	14.61%	17.72%	19.36%
Worst month	-	-3.23%	-3.23%	-4.36%	-5.88%	-11.97%	-25.39%	-28.52%
Best month	-	6.79%	10.27%	10.27%	14.39%	14.39%	15.11%	21.56%
Maximum loss	-1.38%	-8.80%	-8.80%	-8.80%	-11.85%	-25.20%	-44.80%	-

Distribution permission

Austria, Germany, Switzerland, United Kingdom, Czech Republic

¹ Important note on update status: The displayed date refers exclusively to the calculation of the NAV.

² The Mountain-View Data Fund Rating calculates a comparative ranking for funds using yield, volatility and trend data. For more information visit [MVD Funds Rating](#)

³ Displays the Ethical-Dynamical Ratio calculated according to standard criteria. The maximum value is 100. For more information visit [EDA](#)

iShares Asia Pacific Dividend UCITS ETF USD (Distributing) / IE00B14X4T88 / A0J203 / BlackRock AM (IE)

Investment strategy

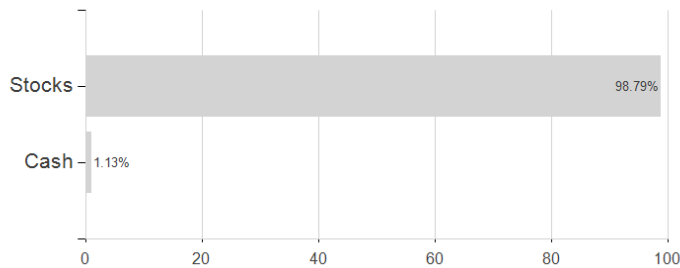
The Index measures the performance of the top 50 leading stocks by dividend yield in the Asia/Pacific region. The Index includes all companies in the relevant Dow Jones Global Indices ("DJGI") country indices which, at the time of inclusion, meet the index provider's criteria for dividend payment, dividends per share, earnings per share and trading volume. Existing constituents of the Index must also meet criteria for trading volume at each rebalance. The Index is rebalanced annually and is weighted according to a combination of dividend yield and market capitalisation. The Fund intends to replicate the Index by holding the equity securities, which make up the Index, in similar proportions to it.

Investment goal

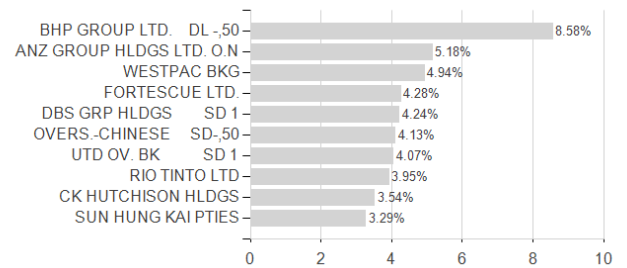
The Share Class is a share class of a Fund which aims to achieve a return on your investment, through a combination of capital growth and income on the Fund's assets, which reflects the return of the Dow Jones Asia/Pacific Select Dividend 50 Index, the Fund's benchmark index (Index). The Share Class, via the Fund is passively managed and aims to invest in the equity securities (e.g. shares), that, so far as possible and practicable make up the Index.

Assessment Structure

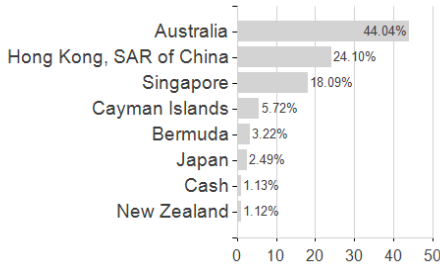
Assets



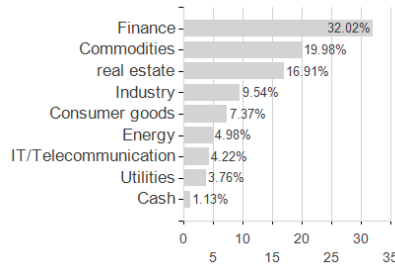
Largest positions



Countries



Branches



Currencies

