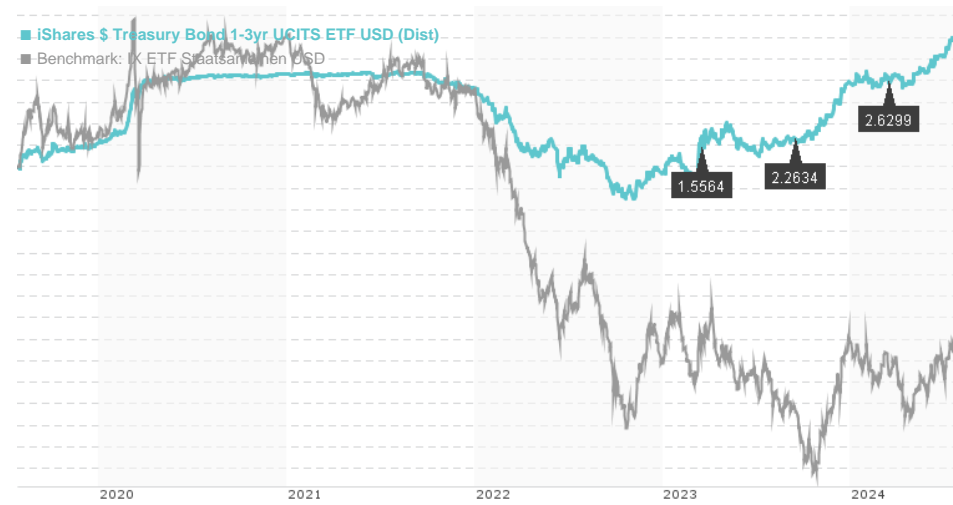


iShares \$ Treasury Bond 1-3yr UCITS ETF USD (Dist) / IE00B14X4S71 / A0J202 / BlackRock AM (IE)

Last 07/24/2024 <sup>1</sup>	Country	Branch	Type of yield	Type
128.29 USD	United States of America	ETF Bonds	paying dividend	Alternative Investm.



Risk key figures

SRI	1	2	3	4	5	6	7
Mountain-View Funds Rating <sup>2</sup>	EDA <sup>3</sup>						55

Yearly Performance

2023	+4.30%
2022	-3.86%
2021	-0.62%
2020	+3.14%
2019	+3.53%

Master data		Conditions		Other figures	
Fund type	Single fund	Issue surcharge	0.00%	Minimum investment	UNT 1
Category	Bonds	Planned administr. fee	0.00%	Savings plan	Yes
Sub category	ETF Bonds	Deposit fees	0.00%	UCITS / OGAW	Yes
Fund domicile	Ireland	Redemption charge	0.00%	Performance fee	0.00%
Tranch volume	(07/24/2024) USD 3,364.76 mill.	Ongoing charges	-	Redeployment fee	0.00%
Total volume	(07/24/2024) USD 10,756.43 mill.	<b>Dividends</b>		<b>Investment company</b>	
Launch date	6/2/2006	14.03.2024	2.63 USD	BlackRock AM (IE)	
KESt report funds	Yes	14.09.2023	2.26 USD	12 Throgmorton Avenue, EC2N 2DL, London	
Business year start	29.02.	16.03.2023	1.56 USD	United Kingdom	
Sustainability type	-	15.09.2022	0.71 USD	https://www.blackrock.com	
		17.03.2022	0.22 USD		

Fund manager Performance	BlackRock Asset Management Ireland		YTD	1Y	2Y	3Y	5Y	Since start
	1M	6M						
Performance	+0.79%	+1.98%	+1.97%	+5.03%	+5.32%	+1.61%	+5.99%	+37.70%
Performance p.a.	-	-	-	+5.01%	+2.62%	+0.53%	+1.17%	+1.78%
Sharpe ratio	5.20	0.19	-0.08	0.77	-0.46	-1.46	-1.42	-1.36
Volatility	1.21%	1.64%	1.64%	1.75%	2.29%	2.15%	1.78%	1.40%
Worst month	-	-0.42%	-0.42%	-0.42%	-1.16%	-1.40%	-1.40%	-1.40%
Best month	-	0.77%	1.14%	1.14%	1.66%	1.66%	1.66%	1.70%
Maximum loss	-0.08%	-0.74%	-0.74%	-0.74%	-2.43%	-5.66%	-5.66%	-

Distribution permission

Austria, Germany, Switzerland, United Kingdom

<sup>1</sup> Important note on update status: The displayed date refers exclusively to the calculation of the NAV.

<sup>2</sup> The Mountain-View Data Fund Rating calculates a comparative ranking for funds using yield, volatility and trend data. For more information visit [MVD Funds Rating](#)

<sup>3</sup> Displays the Ethical-Dynamical Ratio calculated according to standard criteria. The maximum value is 100. For more information visit [EDA](#)

**iShares \$ Treasury Bond 1-3yr UCITS ETF USD (Dist) / IE00B14X4S71 / A0J202 / BlackRock AM (IE)**

**Investment strategy**

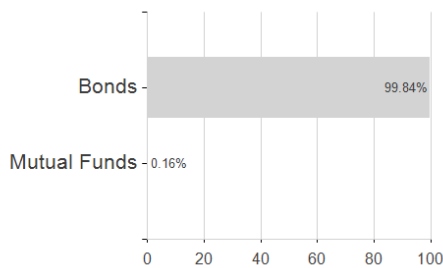
The Index offers exposure to US government bonds with a remaining maturity (i.e. the time from issue until they become due for repayment) from 1 to 3 years and a minimum amount outstanding of \$300 million at the time of inclusion in the Index. They will pay income according to a fixed rate of interest and will, at the time of inclusion in the Index, be investment grade (i.e. meet a specified level of creditworthiness). The Fund uses optimising techniques to achieve a similar return to the Index. These may include the strategic selection of certain securities that make up the Index or other FI securities which provide similar performance to certain constituent securities. These may also include the use of financial derivative instruments (FDIs) (i.e. investments the prices of which are based on one or more underlying assets). FDIs may be used for direct investment purposes. The use of FDIs is expected to be limited for this Share Class.

**Investment goal**

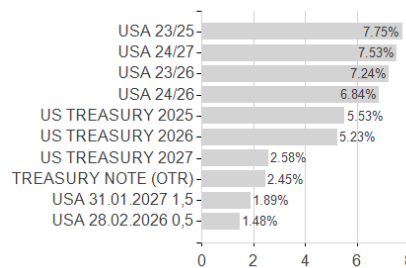
The Share Class is a share class of a Fund which aims to achieve a return on your investment, through a combination of capital growth and income on the Funds assets, which reflects the return of the ICE U.S. Treasury 1-3 Year Bond Index, the Funds benchmark index (Index). The Share Class, via the Fund is passively managed and aims to invest so far as possible and practicable in the fixed income (FI) securities (such as bonds) that make up the Index and comply with its credit rating requirements. If the credit ratings of the FI securities are downgraded, the Fund may continue to hold them until they cease to form part of the Index and it is practicable to sell them.

**Assessment Structure**

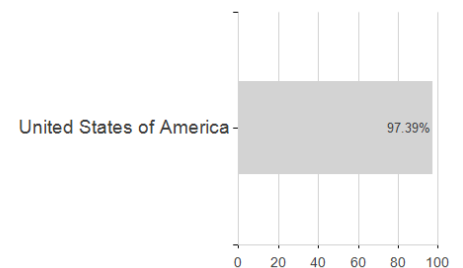
**Assets**



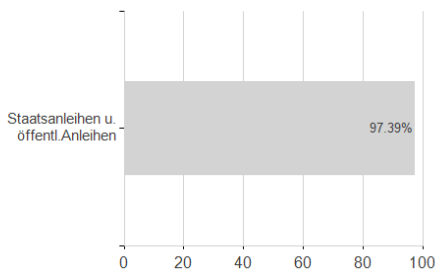
**Largest positions**



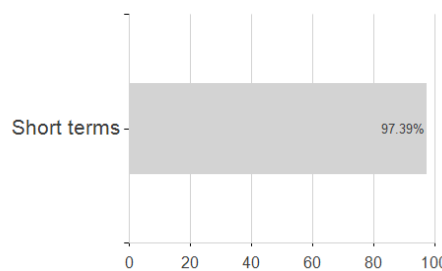
**Countries**



**Issuer**



**Duration**



**Currencies**

