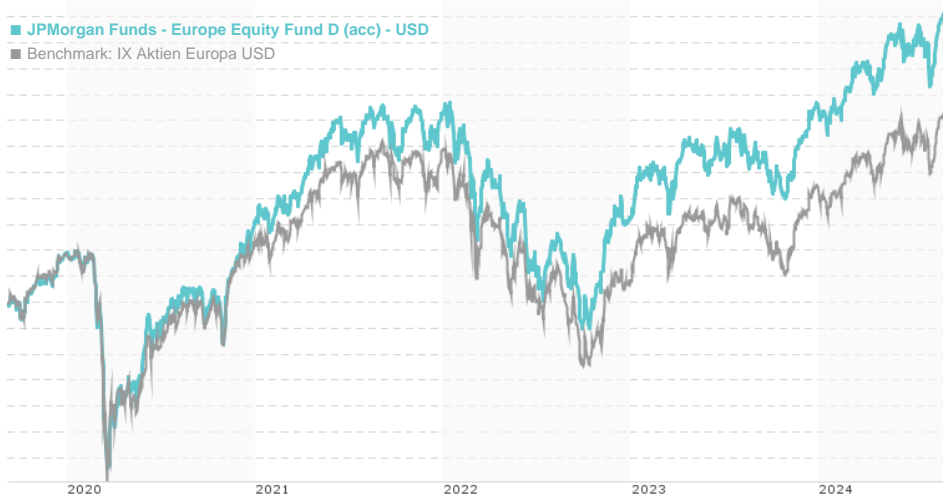


JPMorgan Funds - Europe Equity Fund D (acc) - USD / LU0259069697 / A0J3LA / JPMorgan AM (EU)

|                              |        |               |               |             |
|------------------------------|--------|---------------|---------------|-------------|
| Last 09/06/2024 <sup>1</sup> | Region | Branch        | Type of yield | Type        |
| 22.77 USD                    | Europe | Mixed Sectors | reinvestment  | Equity Fund |



Risk key figures

|   |   |   |   |   |   |   |                  |    |
|---|---|---|---|---|---|---|------------------|----|
| SRI                                     | 1 | 2 | 3 | 4 | 5 | 6 | 7                |    |
| Mountain-View Funds Rating <sup>2</sup> |   |   |   |   |   |   | EDA <sup>3</sup> | 68 |

Yearly Performance

|      |         |
|------|---------|
| 2023 | +19.11% |
| 2022 | -15.10% |
| 2021 | +18.27% |
| 2020 | +5.71%  |
| 2019 | +21.73% |

| Master data         |   | Conditions             |       | Other figures                          |              |
|---------------------|---|------------------------|-------|--|--------------|
| Fund type           | Single fund   | Issue surcharge        | 5.00% | Minimum investment                     | USD 5,000.00 |
| Category            | Equity  | Planned administr. fee | 0.00% | Savings plan                           | -            |
| Sub category        | Mixed Sectors   | Deposit fees           | 0.00% | UCITS / OGAW                           | Yes          |
| Fund domicile       | Luxembourg  | Redemption charge      | 0.50% | Performance fee                        | 0.00%        |
| Tranch volume       | (09/06/2024) EUR 2.23 mill.                                 | Ongoing charges        | -     | Redeployment fee                       | 0.00%        |
| Total volume        | (09/06/2024) EUR 982.09 mill.                               | Dividends              |       | Investment company                     |              |
| Launch date         | 6/27/2006   |                        |       | JPMorgan AM (EU)                       |              |
| KESt report funds   | No  |                        |       | PO Box 275, 2012, Luxembourg           |              |
| Business year start | 01.07.  |                        |       | Luxembourg                             |              |
| Sustainability type | -   |                        |       | https://www.jpmorganassetmanagement.de |              |
| Fund manager        | Alexander Fitzalan Howard, Philippa Clough, Joanna Crompton |                        |       |  |              |

| Performance      | 1M     | 6M     | YTD    | 1Y      | 2Y      | 3Y      | 5Y      | Since start |
|------------------|--------|--------|--------|---------|---------|---------|---------|-------------|
| Performance      | +6.35% | +5.96% | +9.37% | +19.40% | +46.15% | +9.47%  | +50.89% | +81.00%     |
| Performance p.a. | -      | -      | -      | +19.34% | +20.86% | +3.06%  | +8.57%  | +3.31%      |
| Sharpe ratio     | 9.97   | 0.60   | 0.77   | 1.18    | 1.10    | -0.02   | 0.26    | -0.01       |
| Volatility       | 10.34% | 14.52% | 13.77% | 13.53%  | 15.91%  | 18.02%  | 19.68%  | 20.91%      |
| Worst month      | -      | -2.78% | -2.78% | -3.55%  | -8.20%  | -11.20% | -17.07% | -25.68%     |
| Best month       | -      | 4.79%  | 4.94%  | 8.89%   | 12.18%  | 12.18%  | 18.67%  | 18.67%      |
| Maximum loss     | -2.78% | -7.82% | -7.82% | -7.82%  | -12.88% | -31.26% | -38.12% | -           |

Distribution permission

Austria, Germany, Switzerland, United Kingdom, Luxembourg, Czech Republic

<sup>1</sup> Important note on update status: The displayed date refers exclusively to the calculation of the NAV.

<sup>2</sup> The Mountain-View Data Fund Rating calculates a comparative ranking for funds using yield, volatility and trend data. For more information visit [MVD Funds Rating](#)

<sup>3</sup> Displays the Ethical-Dynamical Ratio calculated according to standard criteria. The maximum value is 100. For more information visit [EDA](#)

**JPMorgan Funds - Europe Equity Fund D (acc) - USD / LU0259069697 / A0J3LA / JPMorgan AM (EU)**

**Investment strategy**

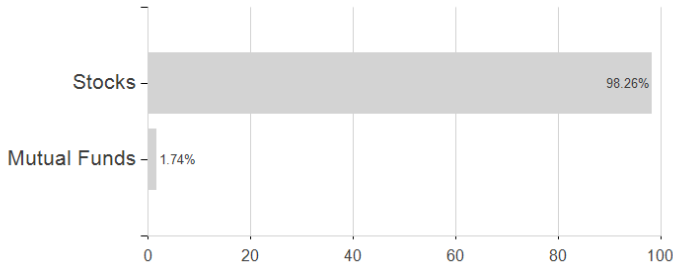
At least 67% of assets invested in equities of companies that are domiciled, or carrying out the main part of their economic activity, in a European Country. At least 51% of assets are invested in companies with positive environmental and/or social characteristics that follow good governance practices as measured through the Investment Manager's proprietary ESG scoring methodology and/or third party data. The Sub-Fund invests at least 10% of assets excluding Ancillary Liquid Assets, Deposits with Credit Institutions, money market instruments, money market funds and derivatives for EPM, in Sustainable Investments, as defined under SFDR, contributing to environmental or social objectives.

**Investment goal**

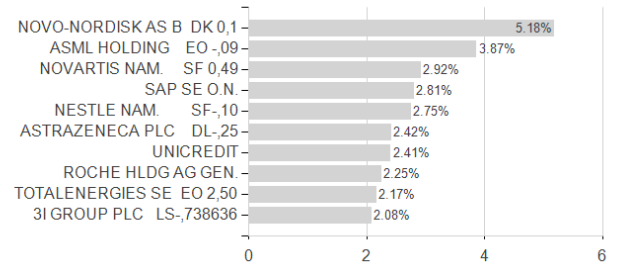
To provide long-term capital growth by investing primarily in European companies.

**Assessment Structure**

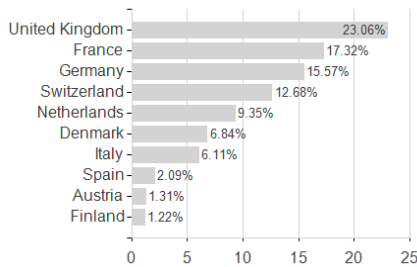
**Assets**



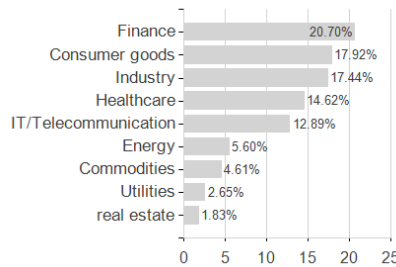
**Largest positions**



**Countries**



**Branches**



**Currencies**

