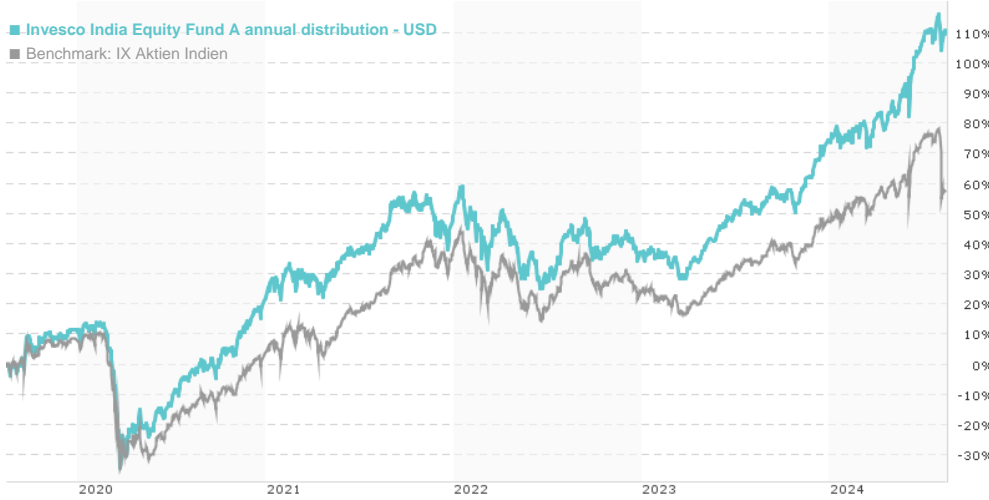


Invesco India Equity Fund A annual distribution - USD / LU0267983889 / A0LF47 / Invesco Management

Last 08/14/2024 ¹	Country	Branch	Type of yield	Type
130.61 USD	India	Mixed Sectors	paying dividend	Equity Fund



Risk key figures

SRI	1	2	3	4	5	6	7	
Mountain-View Funds Rating ²							EDA ³	63

Yearly Performance

2023	+27.55%
2022	-9.09%
2021	+22.96%
2020	+10.24%
2019	+7.69%

Master data		Conditions		Other figures	
-------------	--	------------	--	---------------	--

Fund type	Single fund	Issue surcharge	5.00%	Minimum investment	USD 1,500.00
Category	Equity	Planned administr. fee	0.00%	Savings plan	-
Sub category	Mixed Sectors	Deposit fees	0.01%	UCITS / OGAW	Yes
Fund domicile	Luxembourg	Redemption charge	0.00%	Performance fee	0.00%
Tranch volume	(08/14/2024) USD 189.83 mill.	Ongoing charges	-	Redeployment fee	0.00%
Total volume	(08/14/2024) USD 792.41 mill.	Dividends		Investment company	
Launch date	12/11/2006	Invesco Management			
KESt report funds	Yes	An der Welle 5, 60322, Frankfurt am Main			
Business year start	29.02.	Germany			
Sustainability type	-	https://www.de.invesco.com			
Fund manager	Shekhar Sambhshivan				

Performance	1M	6M	YTD	1Y	2Y	3Y	5Y	Since start
Performance	-0.41%	+20.99%	+20.39%	+39.33%	+44.70%	+44.83%	+111.69%	+311.50%
Performance p.a.	-	-	-	+39.21%	+20.32%	+13.15%	+16.16%	+8.33%
Sharpe ratio	-0.43	2.40	1.84	2.43	1.20	0.56	0.60	0.20
Volatility	19.55%	17.93%	17.14%	14.75%	14.01%	17.18%	21.21%	24.40%
Worst month	-	-2.66%	-2.66%	-2.66%	-4.93%	-7.01%	-28.79%	-30.01%
Best month	-	9.20%	9.20%	9.20%	9.20%	9.73%	13.18%	41.18%
Maximum loss	-5.39%	-6.50%	-6.50%	-6.50%	-13.47%	-21.47%	-42.29%	-

Distribution permission

Austria, Germany, Switzerland, Luxembourg

¹ Important note on update status: The displayed date refers exclusively to the calculation of the NAV.

² The Mountain-View Data Fund Rating calculates a comparative ranking for funds using yield, volatility and trend data. For more information visit [MVD Funds Rating](#)

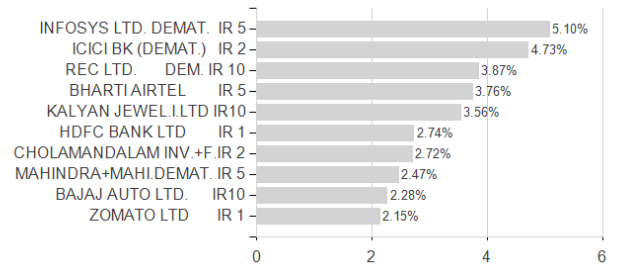
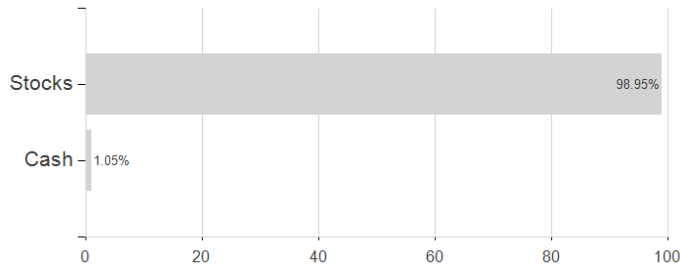
³ Displays the Ethical-Dynamical Ratio calculated according to standard criteria. The maximum value is 100. For more information visit [EDA](#)

Invesco India Equity Fund A annual distribution - USD / LU0267983889 / A0LF47 / Invesco Management

Assessment Structure

Assets

Largest positions



Countries

Branches

Currencies

