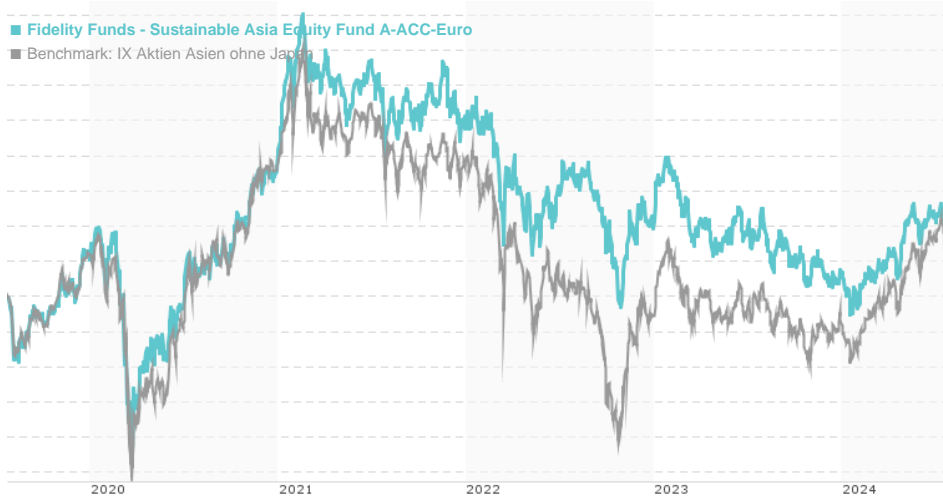


Fidelity Funds - Sustainable Asia Equity Fund A-ACC-Euro / LU0261946445 / AOLF07 / FIL IM (LU)

Last 07/23/2024 ¹	Region	Branch	Type of yield	Type
32.34 EUR	Asia (excl. Japan)	Mixed Sectors	reinvestment	Equity Fund



Risk key figures

SRI	1	2	3	4	5	6	7
Mountain-View Funds Rating ²	EDA ³						
	79						

Yearly Performance

2023	-5.42%
2022	-12.37%
2021	+3.60%
2020	+14.85%
2019	+26.55%

Master data		Conditions		Other figures	
Fund type	Single fund	Issue surcharge	5.25%	Minimum investment	USD 2,500.00
Category	Equity	Planned administr. fee	0.00%	Savings plan	-
Sub category	Mixed Sectors	Deposit fees	0.35%	UCITS / OGAW	Yes
Fund domicile	Luxembourg	Redemption charge	0.00%	Performance fee	0.00%
Tranch volume	(07/23/2024) EUR 317.49 mill.	Ongoing charges	-	Redeployment fee	0.00%
Total volume	(06/28/2024) EUR 2,859.51 mill.	Dividends		Investment company	
Launch date	9/25/2006	FIL IM (LU) Kärntner Straße 9, Top 8, 1010, Wien Austria https://www.fidelity.at			
KEST report funds	Yes				
Business year start	01.05.				
Sustainability type	Ethics/ecology				
Fund manager	Dhananjay Phadnis				

Performance	1M	6M	YTD	1Y	2Y	3Y	5Y	Since start
Performance	-1.64%	+9.93%	+5.86%	+1.00%	-6.23%	-14.08%	+10.15%	+223.40%
Performance p.a.	-	-	-	+1.00%	-3.17%	-4.93%	+1.95%	+6.80%
Sharpe ratio	-2.66	1.39	0.56	-0.21	-0.49	-0.53	-0.10	0.16
Volatility	8.47%	12.38%	12.59%	13.01%	14.07%	16.25%	18.06%	19.83%
Worst month	-	-5.24%	-5.24%	-5.24%	-7.74%	-7.75%	-13.12%	-16.78%
Best month	-	4.91%	4.91%	4.91%	13.53%	13.53%	13.53%	15.08%
Maximum loss	-3.15%	-5.01%	-5.81%	-13.51%	-18.73%	-27.03%	-30.47%	-

Distribution permission

Austria, Germany, Switzerland, United Kingdom

¹ Important note on update status: The displayed date refers exclusively to the calculation of the NAV.
² The Mountain-View Data Fund Rating calculates a comparative ranking for funds using yield, volatility and trend data. For more information visit [MVD Funds Rating](#)

Fidelity Funds - Sustainable Asia Equity Fund A-ACC-Euro / LU0261946445 / AOLF07 / FIL IM (LU)

Investment strategy

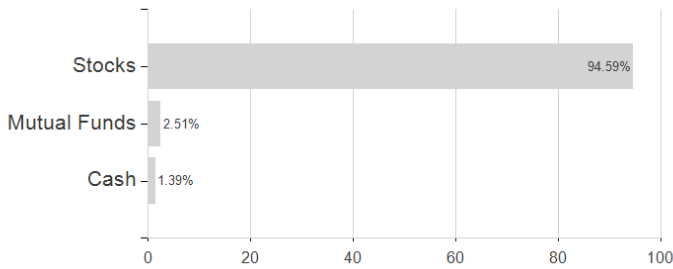
The fund may invest less than 30% of its assets (directly and/or indirectly) in China A or B shares (in aggregate). The fund's largest ten holdings may account for 50% or more of its assets, resulting in portfolio concentration. In actively managing the fund, the Investment Manager considers growth and valuation metrics, company financials, return on capital, cash flows and other measures, as well as company management, industry, economic conditions, and other characteristics. The Investment Manager also considers ESG characteristics when assessing investment risks and opportunities. In determining favourable ESG characteristics, the Investment Manager takes into account ESG ratings provided by Fidelity or external agencies. Through the investment management process, the Investment Manager aims to ensure that investee companies follow good governance practices.

Investment goal

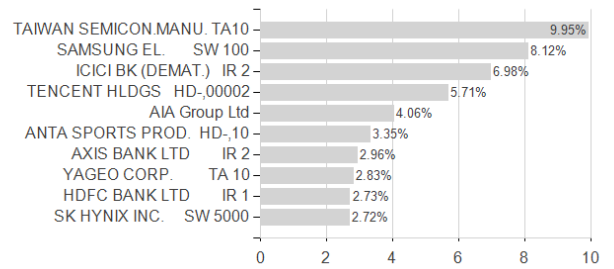
The fund aims to achieve capital growth over the long term. The fund invests at least 70% of its assets, in equities of companies that are listed, headquartered, or do most of their business in Asia (excluding Japan). This region includes countries that are considered as emerging markets. The fund may also invest in money market instruments on an ancillary basis. The fund invests at least 70% of its assets in securities of issuers with favourable environmental, social and governance (ESG) characteristics and up to 30% in securities of issuers with improving ESG characteristics.

Assessment Structure

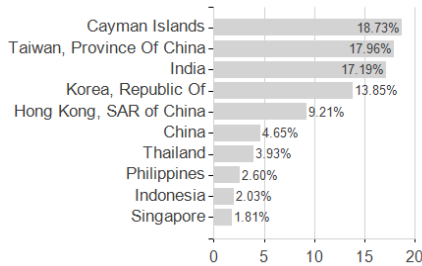
Assets



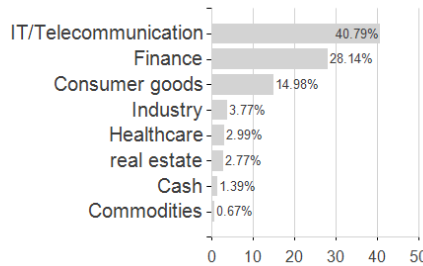
Largest positions



Countries



Branches



Currencies

