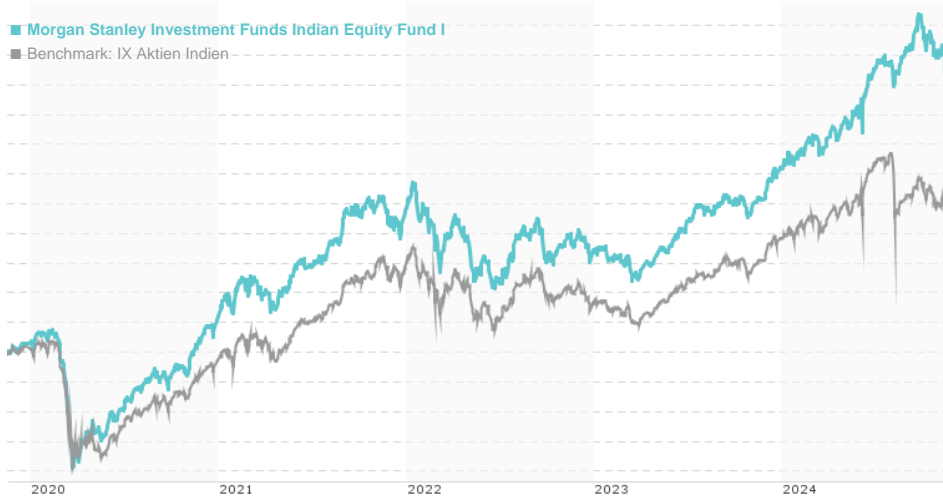


Morgan Stanley Investment Funds Indian Equity Fund I / LU0266116010 / A0LAY0 / MSIM Fund M. (IE)

Last 11/14/2024 <sup>1</sup>	Country	Branch	Type of yield	Type
83.47 USD	India	Mixed Sectors	reinvestment	Equity Fund



Risk key figures

SRI	1	2	3	4	5	6	7
-----	---	---	---	---	---	---	---

Mountain-View Funds Rating <sup>2</sup>	EDA <sup>3</sup>
▲▲▲▲▲	64

Yearly Performance

2023	+21.22%
2022	-9.91%
2021	+32.41%
2020	+8.79%
2019	+1.90%

Master data		Conditions		Other figures	
Fund type	Single fund	Issue surcharge	3.00%	Minimum investment	UNT 0
Category	Equity	Planned administr. fee	0.00%	Savings plan	-
Sub category	Mixed Sectors	Deposit fees	0.00%	UCITS / OGAW	Yes
Fund domicile	Luxembourg	Redemption charge	2.00%	Performance fee	0.00%
Tranch volume	(03/20/2024) USD 8.12 mill.	Ongoing charges	-	Redeployment fee	0.00%
Total volume	(11/14/2024) USD 161.91 mill.	Dividends		Investment company	
Launch date	11/30/2006	MSIM Fund M. (IE)			
KESt report funds	Yes	Junghofstrasse 13-15, 60311, Frankfurt			
Business year start	01.01.	Germany			
Sustainability type	-	https://www.morganstanley.com			
Fund manager	Amay Hattangadi				

Performance	1M	6M	YTD	1Y	2Y	3Y	5Y	Since start
Performance	-5.54%	+11.13%	+20.87%	+28.87%	+41.45%	+28.61%	+97.47%	+233.88%
Performance p.a.	-	-	-	+28.87%	+18.90%	+8.75%	+14.56%	+6.94%
Sharpe ratio	-3.82	1.15	1.39	1.76	1.23	0.36	0.57	0.17
Volatility	13.59%	17.56%	15.32%	14.72%	12.98%	15.82%	20.16%	22.90%
Worst month	-	-4.72%	-4.72%	-4.72%	-4.75%	-6.82%	-31.07%	-31.07%
Best month	-	8.15%	8.15%	8.15%	8.15%	10.60%	14.28%	29.46%
Maximum loss	-6.30%	-8.83%	-8.83%	-8.83%	-12.32%	-22.60%	-43.38%	-

Distribution permission

Austria, Germany, Switzerland, United Kingdom, Luxembourg, Czech Republic

1 Important note on update status: The displayed date refers exclusively to the calculation of the NAV.

2 The Mountain-View Data Fund Rating calculates a comparative ranking for funds using yield, volatility and trend data. For more information visit [MVD Funds Rating](#)

3 Displays the Ethical-Dynamical Ratio calculated according to standard criteria. The maximum value is 100. For more information visit [EDA](#)

**Morgan Stanley Investment Funds Indian Equity Fund I / LU0266116010 / A0LAY0 / MSIM Fund M. (IE)**

**Investment strategy**

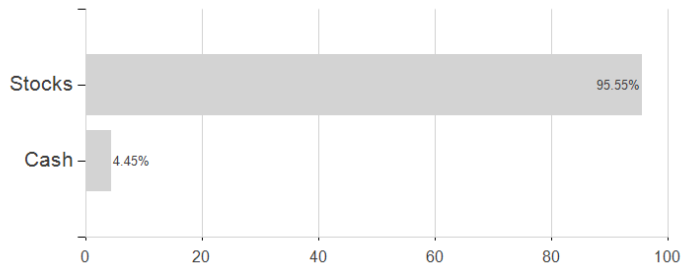
To invest in companies based in or carrying out most of their business in India. The Fund may take into consideration environmental, social, and governance factors in its investment process. The Fund will measure its performance against the MSCI India Net Index (the "Benchmark"). The Fund is actively managed and is not designed to track the Benchmark. Therefore, the management of the Fund is not constrained by the composition of the Benchmark.

**Investment goal**

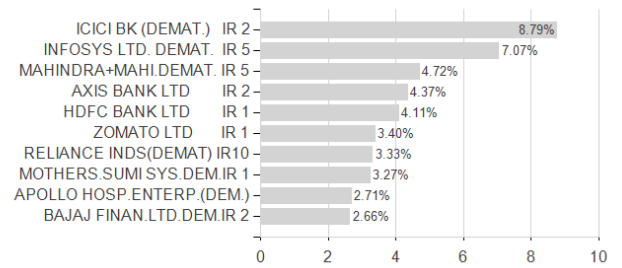
Long term growth of your investment. At least 70% of the Fund's investments will be in company shares.

**Assessment Structure**

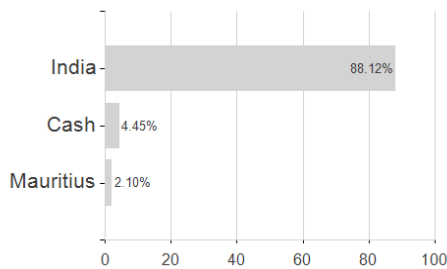
**Assets**



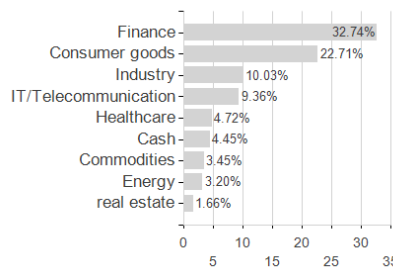
**Largest positions**



**Countries**



**Branches**



**Currencies**

