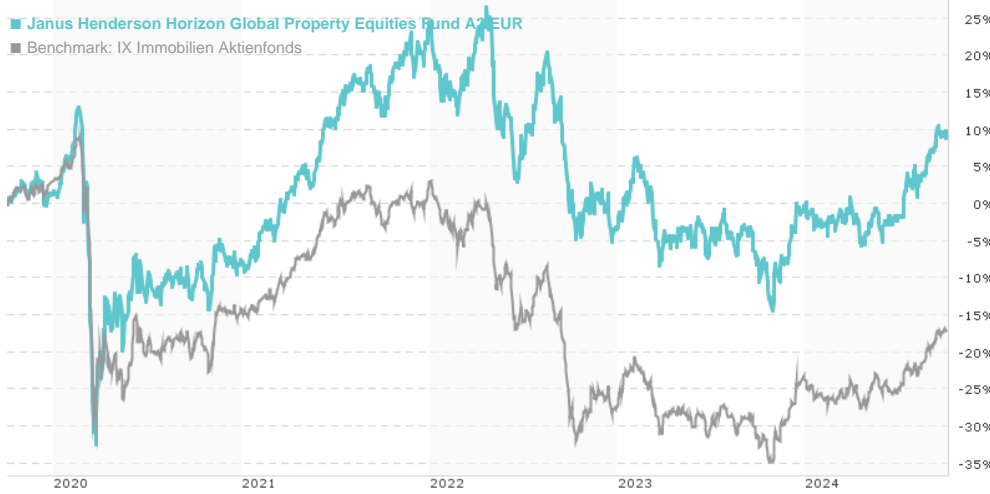


Janus Henderson Horizon Global Property Equities Fund A2 EUR / LU0264738294 / A0MP0Q / Janus Henderson Inv.

Last 10/02/2024 ¹	Region	Branch	Type of yield	Type
24.97 EUR	Worldwide	Real Estate Fund/Equity	reinvestment	Real Estate Investment Fund



Risk key figures

SRI	1	2	3	4	5	6	7
-----	---	---	---	---	---	---	---

Mountain-View Funds Rating ²	EDA ³
▲▲▲▲▲▲	-

Yearly Performance

2023	+3.40%
2022	-22.51%
2021	+34.80%
2020	-8.70%
2019	+32.53%

Master data		Conditions		Other figures	
-------------	--	------------	--	---------------	--

Fund type	Single fund	Issue surcharge	5.00%	Minimum investment	EUR 2,500.00
Category	Real Estate	Planned administr. fee	0.00%	Savings plan	-
Sub category	Real Estate Fund/Equity	Deposit fees	0.65%	UCITS / OGAW	Yes
Fund domicile	Luxembourg	Redemption charge	1.00%	Performance fee	10.00%
Tranch volume	(10/02/2024) USD 44.07 mill.	Ongoing charges	-	Redeployment fee	0.00%
Total volume	(08/30/2024) USD 1,297.62 mill.	Dividends		Investment company	
Launch date	10/31/2011	Janus Henderson Inv. 201 Bishopsgate, EC2M 3AE, London United Kingdom www.janushenderson.com/			
KESt report funds	Yes				
Business year start	01.07.				
Sustainability type	-				
Fund manager	Guy Barnard, Tim Gibson, Greg Kuhl				

Performance	1M	6M	YTD	1Y	2Y	3Y	5Y	Since start
Performance	+2.00%	+10.68%	+9.61%	+18.68%	+9.13%	-3.33%	+9.61%	+162.29%
Performance p.a.	-	-	-	+18.62%	+4.47%	-1.12%	+1.85%	+7.74%
Sharpe ratio	2.59	1.44	0.77	1.09	0.08	-0.28	-0.08	0.30
Volatility	9.28%	13.35%	12.69%	14.10%	14.57%	15.44%	18.06%	14.75%
Worst month	-	-4.91%	-4.91%	-6.41%	-6.66%	-11.73%	-18.15%	-18.15%
Best month	-	5.92%	7.15%	7.15%	7.15%	10.82%	10.82%	11.85%
Maximum loss	-1.43%	-4.67%	-6.39%	-7.57%	-19.46%	-32.29%	-40.33%	-

Distribution permission

Austria, Germany, Switzerland, United Kingdom, Czech Republic

¹ Important note on update status: The displayed date refers exclusively to the calculation of the NAV.

DISCLAIMER: The information on this page are for informational purposes only and should neither an offer to sell nor a solicitation for the purchase of the security or recommendation in favor of the security to be understood. baha GmbH assumes no liability despite thorough searches for the accuracy of the data.
Funds data from: www.mountain-view.com. Fact Sheet created by: www.baha.com

Janus Henderson Horizon Global Property Equities Fund A2 EUR / LU0264738294 / A0MP0Q / Janus Henderson Inv.

2 The Mountain-View Data Fund Rating calculates a comparative ranking for funds using yield, volatility and trend data. For more information visit [MVD Funds Rating](#)

Investment strategy

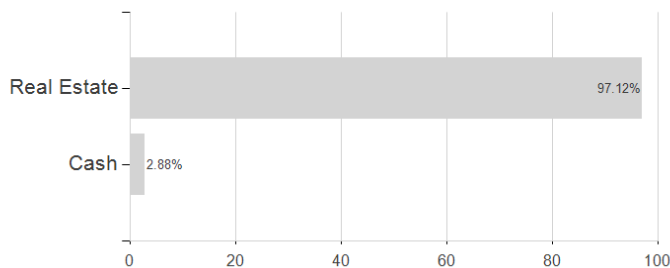
Securities will derive the main part of their revenue from owning, developing and managing real estate. The Fund may also invest in other assets including cash and money market instruments. The Investment Manager may use derivatives (complex financial instruments) to reduce risk or to manage the Fund more efficiently. The Fund is actively managed with reference to the FTSE EPRA Nareit Developed Index, which is broadly representative of the securities in which it may invest, as this forms the basis of the Fund's performance target and the level above which performance fees may be charged (if applicable). The Investment Manager has discretion to choose investments for the Fund with weightings different to the index or not in the index, but at times the Fund may hold investments similar to the index. The Investment Manager will seek to promote environmental, social and/or governance (ESG) principles in managing the Fund, which may include the exclusion of issuers that the Investment Manager considers could contribute to significant ESG harm, as further described in the prospectus.

Investment goal

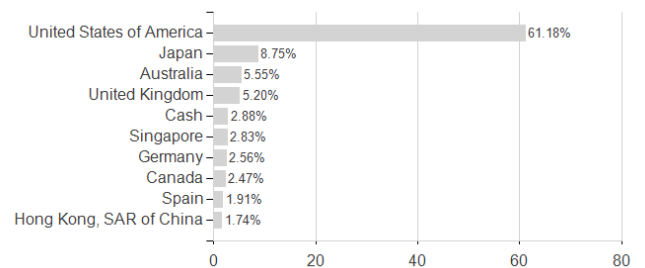
The Fund aims to provide capital growth over the long term. Performance target: To outperform the FTSE EPRA Nareit Developed Index by at least 2% per annum, before the deduction of charges, over any 5 year period. The Fund invests at least 80% of its assets in a portfolio of shares (equities) and equity-related securities of real estate investment trusts (REITs) and companies, which invest in property, in any country.

Assessment Structure

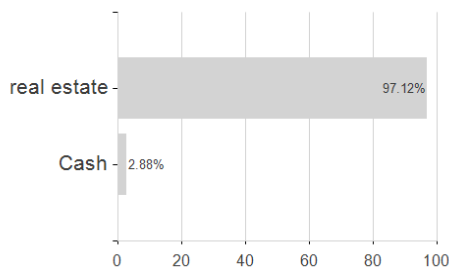
Assets



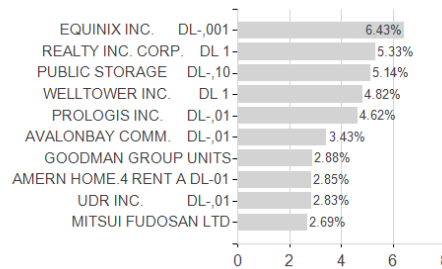
Countries



Branches



Largest positions



Currencies

