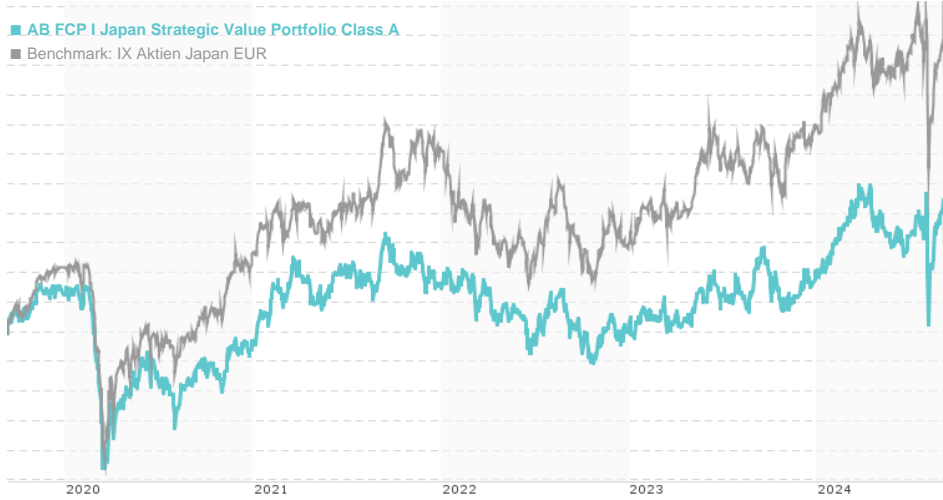


AB FCP I Japan Strategic Value Portfolio Class A / LU0239018970 / A0LBJC / AllianceBernstein LU

Last 09/09/2024 ¹	Country	Branch	Type of yield	Type
98.21 EUR	Japan	Mixed Sectors	reinvestment	Equity Fund



Risk key figures

SRI	1	2	3	4	5	6	7
Mountain-View Funds Rating ²	EDA ³						
	77						

Yearly Performance

2023	+9.36%
2022	-6.03%
2021	+9.03%
2020	-7.46%
2019	+14.23%

Master data		Conditions		Other figures	
Fund type	Single fund	Issue surcharge	5.00%	Minimum investment	EUR 2,000.00
Category	Equity	Planned administr. fee	0.00%	Savings plan	-
Sub category	Mixed Sectors	Deposit fees	0.00%	UCITS / OGAW	Yes
Fund domicile	Luxembourg	Redemption charge	0.00%	Performance fee	0.00%
Tranch volume	(09/09/2024) JPY 1.46 mill.	Ongoing charges	-	Redeployment fee	0.00%
Total volume	(09/09/2024) JPY 7,078.50 mill.	Dividends		Investment company	
Launch date	12/15/2005	AllianceBernstein LU			
KESt report funds	Yes	2-4, rue Eugene Ruppert, 2453, Luxembourg			
Business year start	01.09.	Luxembourg			
Sustainability type	-	https://www.alliancebernstein.com			
Fund manager	Atsushi Horikawa				

Performance	1M	6M	YTD	1Y	2Y	3Y	5Y	Since start
Performance	+6.59%	-1.37%	+7.35%	+6.20%	+16.39%	+3.85%	+19.40%	+36.67%
Performance p.a.	-	-	-	+6.21%	+7.87%	+1.27%	+3.61%	+1.68%
Sharpe ratio	4.48	-0.23	0.31	0.13	0.23	-0.12	0.01	-0.08
Volatility	24.21%	27.33%	24.05%	21.87%	18.81%	17.92%	18.14%	21.12%
Worst month	-	-3.36%	-3.36%	-5.40%	-7.20%	-7.20%	-9.84%	-13.73%
Best month	-	6.16%	6.16%	6.16%	6.16%	6.43%	8.85%	13.83%
Maximum loss	-5.68%	-18.94%	-18.94%	-18.94%	-18.94%	-18.94%	-28.94%	-

Distribution permission

Austria, Germany, Switzerland, Czech Republic

1 Important note on update status: The displayed date refers exclusively to the calculation of the NAV.
 2 The Mountain-View Data Fund Rating calculates a comparative ranking for funds using yield, volatility and trend data. For more information visit [MVD Funds Rating](#)
 3 Displays the Ethical-Dynamical Ratio calculated according to standard criteria. The maximum value is 100. For more information visit [EDA](#)

AB FCP I Japan Strategic Value Portfolio Class A / LU0239018970 / A0LBJC / AllianceBernstein LU

Investment strategy

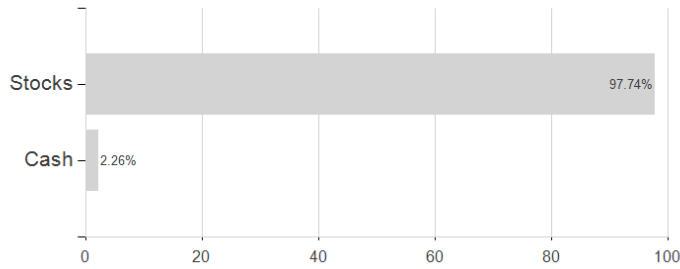
Employing a disciplined, bottom-up approach that combines fundamental research with proprietary quantitative tools to identify attractive investment opportunities, with an emphasis on valuation

Investment goal

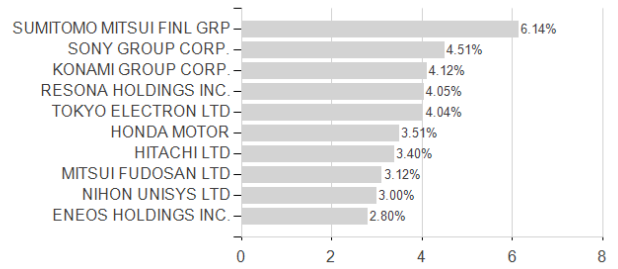
Seeks long-term capital growth by: - Investing primarily in Japanese stocks that offer compelling long-term return potential at attractive valuations - Taking a long-term perspective in order to capitalize on short-term market inefficiencies created by investors' overreaction to macroeconomic, industry, or companyspecific concern

Assessment Structure

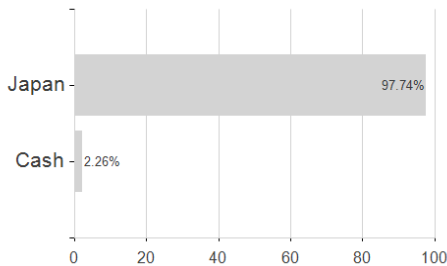
Assets



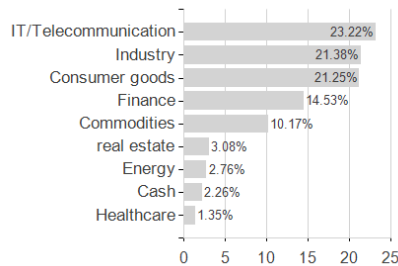
Largest positions



Countries



Branches



Currencies

