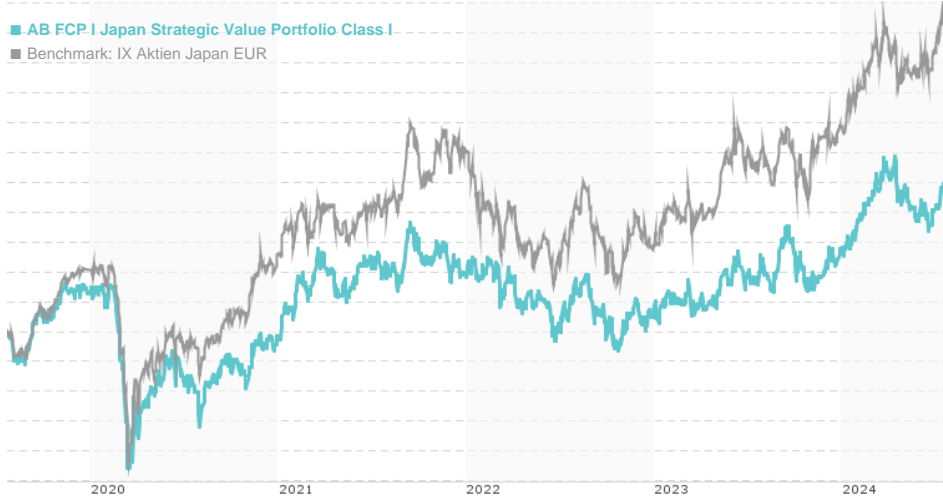


AB FCP I Japan Strategic Value Portfolio Class I / LU0239021172 / A0LBH7 / AllianceBernstein LU

Last 07/22/2024 <sup>1</sup>	Country	Branch	Type of yield	Type
112.27 EUR	Japan	Mixed Sectors	reinvestment	Equity Fund



Risk key figures

SRI	1	2	3	4	5	6	7
Mountain-View Funds Rating <sup>2</sup>	EDA <sup>3</sup>						
	78						

Yearly Performance

2023	+10.18%
2022	-5.19%
2021	+9.83%
2020	-6.70%
2019	+15.18%

Master data		Conditions		Other figures	
Fund type	Single fund	Issue surcharge	1.50%	Minimum investment	EUR 1,000,000.00
Category	Equity	Planned administr. fee	0.00%	Savings plan	-
Sub category	Mixed Sectors	Deposit fees	0.00%	UCITS / OGAW	Yes
Fund domicile	Luxembourg	Redemption charge	0.00%	Performance fee	0.00%
Tranch volume	(07/22/2024) JPY 0.243 mill.	Ongoing charges	-	Redeployment fee	0.00%
Total volume	(07/22/2024) JPY 7,892.00 mill.	<b>Dividends</b>		<b>Investment company</b>	
Launch date	9/22/2006	AllianceBernstein LU			
KESt report funds	Yes	2-4, rue Eugene Ruppert, 2453, Luxembourg			
Business year start	01.09.	Luxembourg			
Sustainability type	-	https://www.alliancebernstein.com			
Fund manager	Atsushi Horikawa				

Performance	1M	6M	YTD	1Y	2Y	3Y	5Y	Since start
Performance	+3.27%	+4.67%	+6.85%	+11.43%	+14.87%	+11.16%	+23.59%	+68.42%
Performance p.a.	-	-	-	+11.47%	+7.17%	+3.59%	+4.32%	+2.96%
Sharpe ratio	3.59	0.40	0.64	0.52	0.23	-0.01	0.04	-0.04
Volatility	13.48%	14.57%	14.19%	14.91%	15.09%	15.35%	16.62%	20.87%
Worst month	-	-3.31%	-3.31%	-5.34%	-7.12%	-7.12%	-9.79%	-13.70%
Best month	-	4.19%	4.19%	4.19%	6.53%	6.53%	8.92%	13.87%
Maximum loss	-2.42%	-9.55%	-9.55%	-9.55%	-11.56%	-18.03%	-28.71%	-

Distribution permission

Austria, Germany, Switzerland, Luxembourg

1 Important note on update status: The displayed date refers exclusively to the calculation of the NAV.  
 2 The Mountain-View Data Fund Rating calculates a comparative ranking for funds using yield, volatility and trend data. For more information visit [MVD Funds Rating](#)  
 3 Displays the Ethical-Dynamical Ratio calculated according to standard criteria. The maximum value is 100. For more information visit [EDA](#)

**AB FCP I Japan Strategic Value Portfolio Class I / LU0239021172 / A0LBH7 / AllianceBernstein LU**

**Investment strategy**

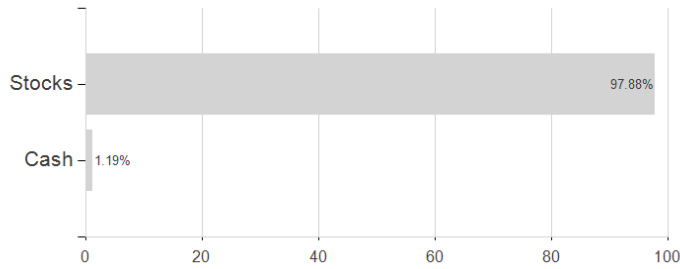
Employing a disciplined, bottom-up approach that combines fundamental research with proprietary quantitative tools to identify attractive investment opportunities, with an emphasis on valuation

**Investment goal**

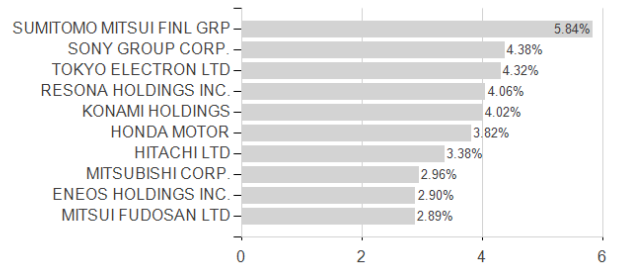
Seeks long-term capital growth by: - Investing primarily in Japanese stocks that offer compelling long-term return potential at attractive valuations - Taking a long-term perspective in order to capitalize on short-term market inefficiencies created by investors' overreaction to macroeconomic, industry, or companyspecific concern

**Assessment Structure**

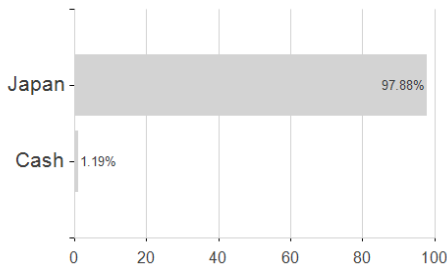
**Assets**



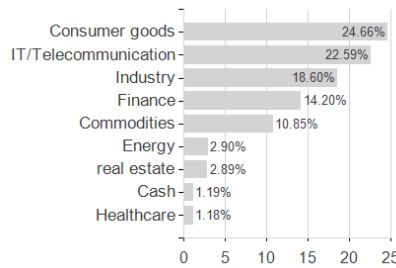
**Largest positions**



**Countries**



**Branches**



**Currencies**

