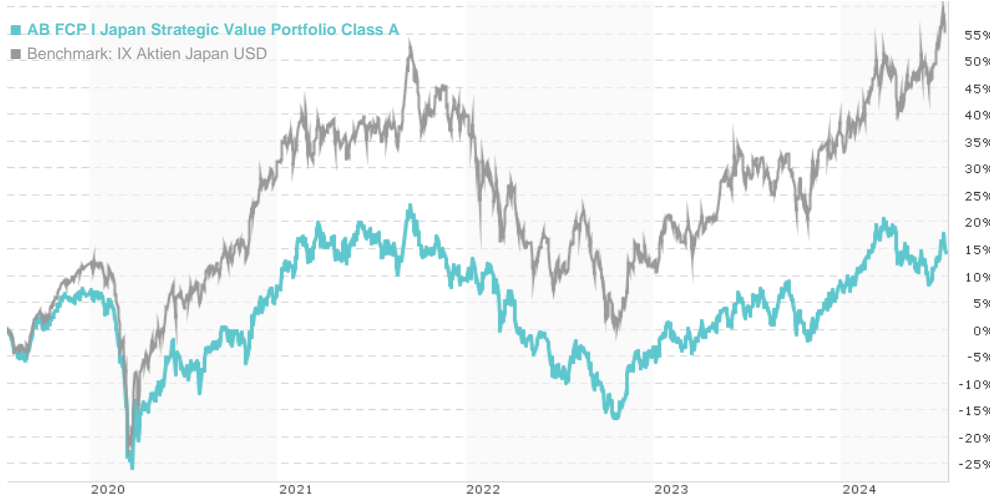


AB FCP I Japan Strategic Value Portfolio Class A / LU0239022907 / A0LBJB / AllianceBernstein LU

Last 07/22/2024 <sup>1</sup>	Country	Branch	Type of yield	Type
105.95 USD	Japan	Mixed Sectors	reinvestment	Equity Fund



Risk key figures

SRI	1	2	3	4	5	6	7	
Mountain-View Funds Rating <sup>2</sup>								EDA <sup>3</sup>
								78

Yearly Performance

2023	+12.74%
2022	-11.59%
2021	+1.48%
2020	+0.82%
2019	+11.77%

Master data		Conditions		Other figures	
Fund type	Single fund	Issue surcharge	5.00%	Minimum investment	USD 2,000.00
Category	Equity	Planned administr. fee	0.00%	Savings plan	-
Sub category	Mixed Sectors	Deposit fees	0.00%	UCITS / OGAW	Yes
Fund domicile	Luxembourg	Redemption charge	0.00%	Performance fee	0.00%
Tranch volume	(07/22/2024) JPY 3.31 mill.	Ongoing charges	-	Redeployment fee	0.00%
Total volume	(07/22/2024) JPY 7,892.00 mill.	<b>Dividends</b>		<b>Investment company</b>	
Launch date	12/15/2005	AllianceBernstein LU			
KESt report funds	Yes	2-4, rue Eugene Ruppert, 2453, Luxembourg			
Business year start	01.09.	Luxembourg			
Sustainability type	-	https://www.alliancebernstein.com			
Fund manager	Atsushi Horikawa				

Performance	1M	6M	YTD	1Y	2Y	3Y	5Y	Since start
Performance	+4.65%	+4.33%	+4.96%	+8.86%	+20.63%	+0.42%	+15.30%	+23.34%
Performance p.a.	-	-	-	+8.88%	+9.82%	+0.14%	+2.89%	+1.13%
Sharpe ratio	5.18	0.36	0.39	0.35	0.39	-0.22	-0.05	-0.12
Volatility	14.89%	14.39%	14.12%	14.71%	15.71%	16.07%	17.48%	20.91%
Worst month	-	-4.40%	-4.40%	-5.32%	-9.49%	-9.49%	-10.06%	-19.35%
Best month	-	3.92%	4.67%	6.04%	10.61%	10.61%	10.61%	13.68%
Maximum loss	-2.87%	-10.18%	-10.18%	-10.33%	-14.77%	-32.23%	-32.23%	-

Distribution permission

Austria, Germany, Switzerland, Luxembourg

1 Important note on update status: The displayed date refers exclusively to the calculation of the NAV.  
 2 The Mountain-View Data Fund Rating calculates a comparative ranking for funds using yield, volatility and trend data. For more information visit [MVD Funds Rating](#)  
 3 Displays the Ethical-Dynamical Ratio calculated according to standard criteria. The maximum value is 100. For more information visit [EDA](#)

**AB FCP I Japan Strategic Value Portfolio Class A / LU0239022907 / A0LBJB / AllianceBernstein LU**

**Investment strategy**

Employing a disciplined, bottom-up approach that combines fundamental research with proprietary quantitative tools to identify attractive investment opportunities, with an emphasis on valuation

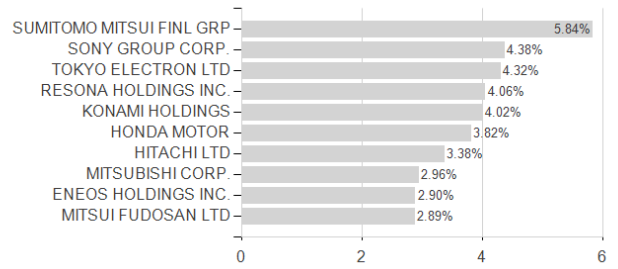
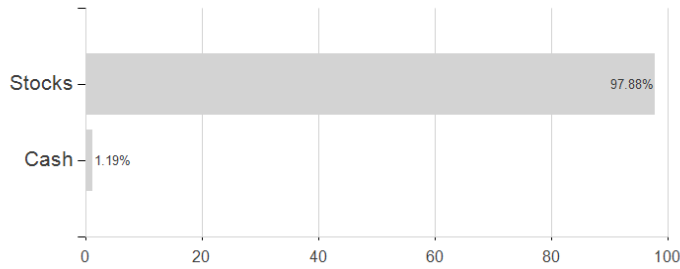
**Investment goal**

Seeks long-term capital growth by: - Investing primarily in Japanese stocks that offer compelling long-term return potential at attractive valuations - Taking a long-term perspective in order to capitalize on short-term market inefficiencies created by investors' overreaction to macroeconomic, industry, or companyspecific concern

**Assessment Structure**

**Assets**

**Largest positions**



**Countries**

**Branches**

**Currencies**

